



# Welcome to Coastline's Pace+ Program Introduction



## What is Pace+?

Pace+ is Coastline College's **Direct Assessment Competency-Based Education (CBE)** program. Unlike traditional education models that focus on seat time and credit hours, Pace+ allows you to progress by demonstrating mastery of specific skills and knowledge—at your own pace.



## What is Competency?

A competency is a clearly defined skill, ability, or body of knowledge that you must demonstrate to complete a course or program. Competencies are:

- **Measurable:** You can show evidence of your learning.
- **Relevant:** They align with real-world skills and industry standards.
- **Transparent:** You know exactly what is expected of you.

Think of competencies as building blocks of your education—each one brings you closer to your degree and career goals.



---

## What Does It Mean to Demonstrate Mastery?

To **demonstrate mastery** means you've proven you fully understand a competency and can apply it in real-world or academic scenarios. This is done through:

- **Assessments** (projects, papers, exams, presentations)
- **Portfolios** or **practical demonstrations**
- **Reflections** or **self-assessments**

You must meet a **high standard of performance**—80% or higher on your summative assessment—to pass. If you don't meet the standard on your first try, you'll receive feedback and can revise and resubmit.



---

## How Pace+ Works

- **Student-Directed Pacing:** You control your schedule. Move quickly through what you know, and take time where you need it.

- **Flexible Terms:** Start dates are more frequent, and you can complete competencies as soon as you're ready. To learn more about the terms and start dates, visit [link to terms information at A & R]
- **Affordable, subscription-based pricing:** Instead of paying for each course during a semester, Pace+ students pay one, low fee for a 14-week term that allows you to complete as many competencies during the term as you want.
- **Teaching Faculty Support:** For each competency, you will have a Teaching Faculty member who supports your progress and provides feedback. When you are ready to move into the Demonstration Phase, your Teaching Faculty will approve you to take the Summative Assessment.
- **Summative Assessor Faculty Support:** The Summative Assessor Faculty member will support you from this stage forward! You will get details about your summative assessment, and have ten business days to complete your submission. Your Summative Assessor Faculty member will grade the summative assessment and provide feedback.

**The possible grades are:**

- **M for Mastery:** Congratulations! You have demonstrated Mastery of this competency! You will receive credit and can now move forward to your next competency!
- **M+ for Mastery with Distinction:** Congratulations! You have demonstrated mastery in your competency and have demonstrated exceptional mastery in at least one Behavior Indicator for your competency!
- **NY for Not Yet.** Your Summative Assessor Faculty will provide you with feedback and guidance so you can learn what you need to do to succeed. Then, when you're ready, you can submit the Summative Assessment again!
- **Student Engagement Coaches:** You'll be paired with a Student Engagement Coach who supports your progress and is there to answer any questions or guide you to the support you need.
- **Learning Resources:** You'll have access to curated materials, tutorials, and practice tools to help you succeed.
- **Interactive Assessments:** To demonstrate mastery, students will have the opportunity to demonstrate what they know in several ways. One of the most important is scenario based interactions where students will interact with live

actors represented by avatars to show that they can engage an audience, manage conflict, and build relationships, among other competencies.

- **Recorded presentations and Assessments:** To provide students with the best opportunity to demonstrate their competence, every student will be required to record themselves and to be recorded participating in realistic interactions. These recordings will be used for assessment and will only ever be viewed by faculty assessing your work.
- To participate in the program, every student will need to agree to being recorded. [Link to release]
- **The courses in the program:** Each course in the Pace+ program builds skills and knowledge to support the next. The course list is set and students will move through the courses in the same order. Learn more about the courses here: [Visit Add link to course blocks image]

---

## Understanding Subscription-Based Financial Aid in Pace+

### Term Structure

- Pace+ operates on a **subscription-based model** with **14-week terms**. Instead of paying per course or credit hour, students pay a **flat fee per term**, which covers access to all learning materials, assessments, and faculty support.

### How It Works

- **Full Access:** Each 14-week term gives you unlimited access to the program's competencies. You can complete as many as you're able to master during the term.
- **Average Completion Time:** Most students complete the program in **5 terms** (approximately 18 months), depending on their pace and prior knowledge.
- **Flexible Progress:** If you finish early or need more time, you can adjust your pace without financial penalties—just continue to the next term.

### Financial Aid Eligibility

- Students enrolled in Pace+ are **eligible for both federal and state financial aid**, including:

- **Pell Grants**
- **Federal Direct Loans**
- **State grants (where applicable)**

**To receive aid:**

1. **Complete the FAFSA** (Free Application for Federal Student Aid).
2. **Maintain Satisfactory Academic Progress (SAP)** by mastering competencies and staying engaged.
3. **Reapply for aid annually** and meet all eligibility requirements.

 **Key Points to Remember**

- Financial aid is applied **per term**, not per course.
- Aid is based on your **enrollment status** and **academic progress**.
- You must **actively participate** and demonstrate mastery to remain eligible.

---

 **Pace+ Academic Calendar Overview**

Pace+ runs on a flexible schedule designed to fit your life. Here's what you need to know:

 **How the Terms Work**

- The academic year is divided into **3 student terms**: Term 1, Term 2, and Term 3.
- There are **4 tracks** (A, B, C, and D). Each track has its own start and end dates.
- You can **start in any track**, but once you choose, you'll stay in that track for the rest of the program.

 **Term Dates by Track**

Track	Term 1	Term 2	Term 3
<b>A</b>	Oct 6, 2025 – Feb 1, 2026	Feb 16 – May 31, 2026	Jun 8 – Sep 20, 2026
<b>B</b>	Jul 14, 2025 – Oct 20, 2025	Nov 3, 2025 – Mar 1, 2026	Mar 16 – May 31, 2026

Track	Term 1	Term 2	Term 3
<b>C</b>	Aug 4, 2025– Nov 16, 2025	Dec 1, 2025 – Mar 29, 2026	Apr 13 – Jul 20, 2026
<b>D</b>	Sep 15, 2025 – Jan 11, 2026	Jan 19 – May 3, 2026	May 11 – Aug 30, 2026

### **Scheduled Breaks (No Faculty Availability)**

- Aug 18–24, 2025
- Dec 15, 2025 – Jan 4, 2026
- Mar 30 – Apr 5, 2026
- Jun 1–7, 2026
- Aug 17–23, 2026

You can still study during breaks, but faculty won't be available for support.

### **Faculty Terms (For Reference)**

Faculty are assigned based on these terms, not student terms:

- **Summer:** Jun 9 – Aug 17, 2025
- **Fall:** Aug 25 – Dec 14, 2025
- **Winter:** Jan 5 – Jan 30, 2026
- **Spring:** Jan 31 – May 30, 2026

Faculty may change during your term, and you may move in and out of competencies based on your pace.

---


### **Your Learning Hub: Canvas**

**Canvas** is the official **Learning Management System (LMS)** for the Pace+ program. It's where you'll:

- Access your **competency modules**

- Submit **assignments and assessments**
- Track your **progress**
- Receive **feedback** from faculty
- View **announcements** and important updates

You'll log into Canvas regularly to stay on top of your learning and deadlines. It's your go-to space for everything academic.

 **Tip:** Bookmark the Canvas login page and check it daily!

---

## **Communicating with Faculty**

Your faculty are here to support your learning journey. The **best way to reach them** is through:

### **Canvas Inbox**

- Use the **Inbox** feature in Canvas to send messages directly to your instructors.
- This keeps all your communication organized and tied to your courses.

### **Office Hours & Appointments**

- Some faculty offer **virtual office hours**
- Check your course announcements or syllabus for details.

### **Announcements**

- Faculty often post updates and reminders in the **Announcements** section of Canvas. Be sure to read them!

---

## **Pro Tip: Be Clear and Courteous**

When messaging your faculty:





- Include your **name** and competency
  - Be specific about your question or concern
  - Allow time for a response—especially during weekends or breaks
-

## **Meet Your Student Engagement Coach**

At Pace+, you're never on your own. Every student is supported by a **Student Engagement Coach**—your personal guide throughout the program.

## **What Do Engagement Coaches Do?**

Your coach is here to help you stay on track and succeed. They will:

-  **Monitor your progress** and check in regularly to help you stay motivated
-  **Answer your questions** about the program, Canvas, or college resources
-  **Connect you with support services** like tutoring, counseling, tech help, and more
-  **Help you set goals** and manage your time effectively

## **How Will They Reach You?**

Your coach will **proactively reach out** to you throughout the term via:

- **Text messages**
- **Phone calls**
- **Emails**

So don't be surprised if you hear from them—they're here to support you!

## **Need Help? Reach Out Anytime!**

You can contact your Engagement Coach directly at:

 [paceplus@cccd.edu](mailto:paceplus@cccd.edu) or  **714-241-6216**

Whether you have a quick question or need help navigating a challenge, your coach is just a message away.