

First Fridays
December 4, 2017

The Past, Present, and Future of Noncredit Education in California Community Colleges

CALIFORNIA COMMUNITY COLLEGE NONCREDIT OFFERINGS
2017

Presenters:
Dean Michelle Fischthal

*Prepared by: SDCE Office of
Institutional Effectiveness*

December 2017

SAN DIEGO
CONTINUING
EDUCATION



AGENDA

- Noncredit Offerings Survey/Findings Highlights
- Report Recommendations Examples

Platinum Age of Adult Education 2014 -

- Student Success and Support Program (SSSP)
- Student Equity (SE)
- Adult Education Block Grant (AEBG)/consortia with K-12 adult schools
- Strong Workforce
- CCCCO recognition of professional development for noncredit

CALIFORNIA COMMUNITY COLLEGE NONCREDIT OFFERINGS SURVEY

Survey Methodology



California Community Colleges Noncredit Offering Survey

Purpose

Data Collection

Population

Current Offerings & Programming

Current Operational Processes

Planned Offerings & Processes

2017 Changes

California Community Colleges Noncredit Offering Survey



Noncredit FTES Size

8 Large ($\geq 2,000$ FTES)

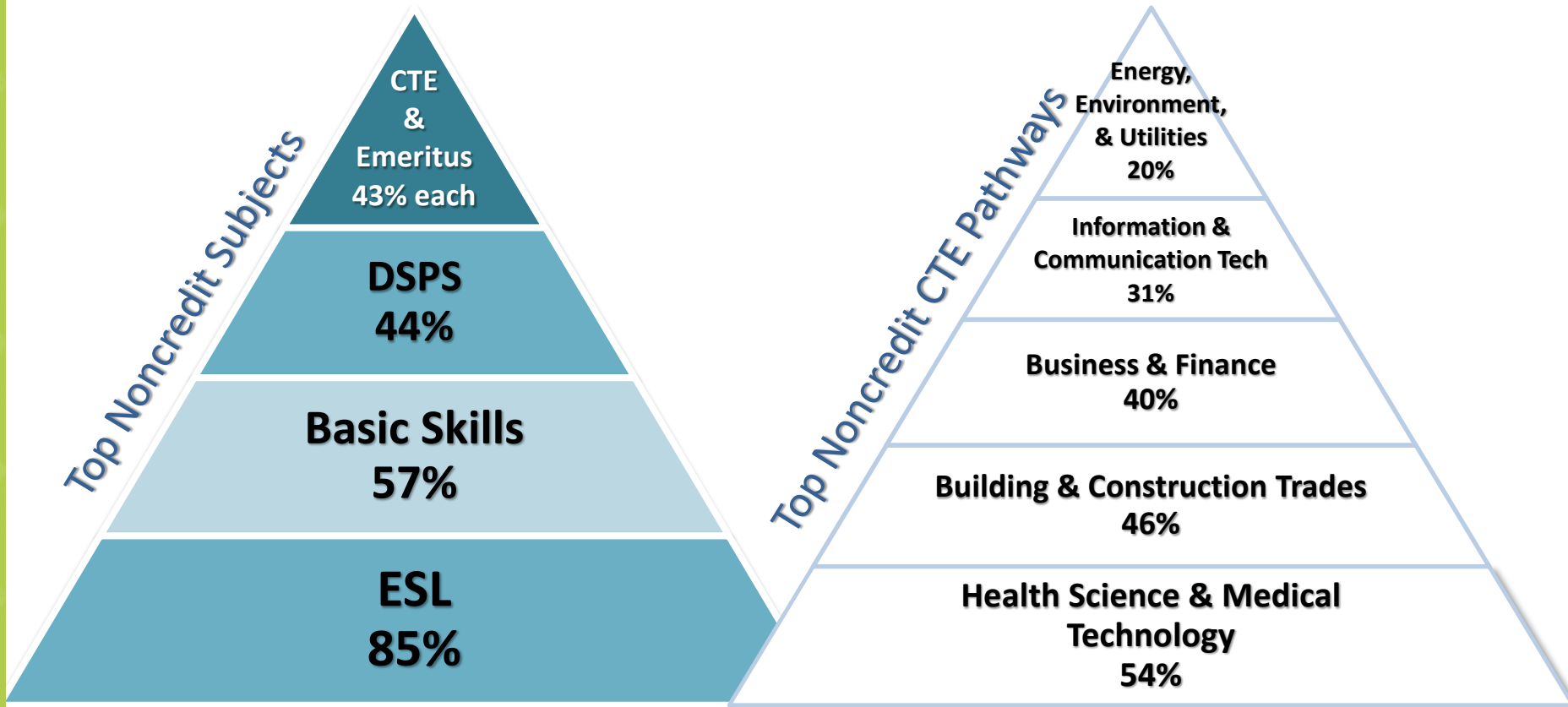
38 Medium (≥ 200 to $< 2,000$ FTES)

36 Small (< 200 FTES)

CURRENT OFFERINGS AND PROGRAMMING

Top Offerings for Noncredit

71% of institutions offer free **noncredit** courses

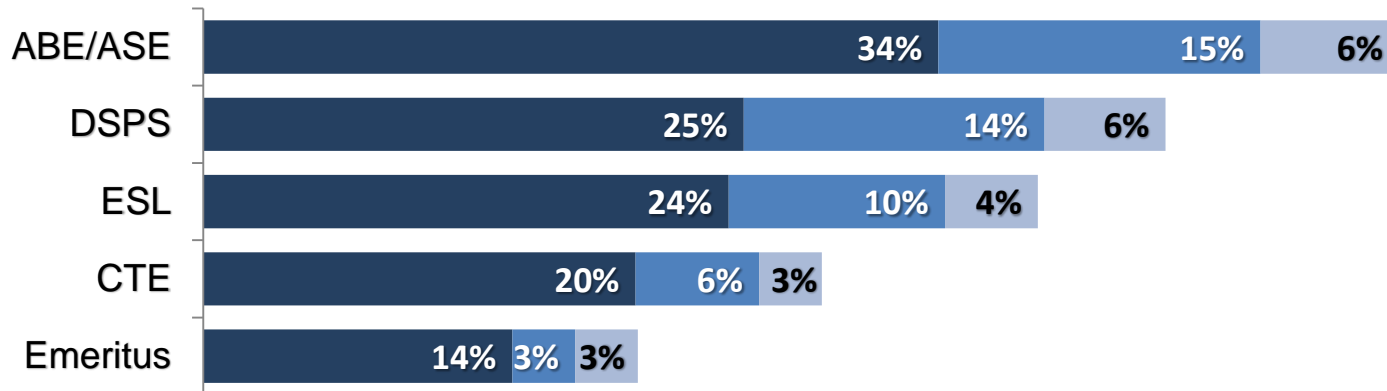
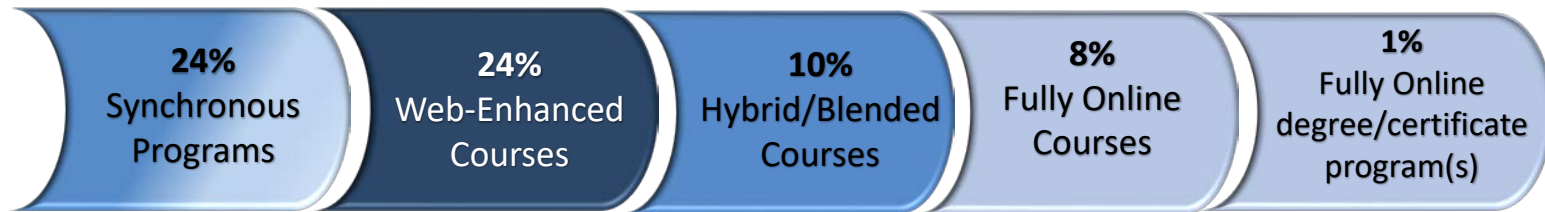


CURRENT OFFERINGS AND PROGRAMMING

Distance Education

41% of institutions with noncredit offer some form of noncredit distance education

50% large
45% medium
36% small



■ Web-Enhanced ■ Hybrid/Blended ■ Fully Online

CURRENT OFFERINGS AND PROGRAMMING

Student Support Services

98% of institutions with noncredit offer some form of **student support services** to noncredit students.

Program Orientation

CalWorks

74%

Veterans' Services 73%

78%

Institutional Orientation

Associated Student Body 68%

85% Career Services/Planning

88% DSPS

Health/Mental Health Services 62%

91% Assessment

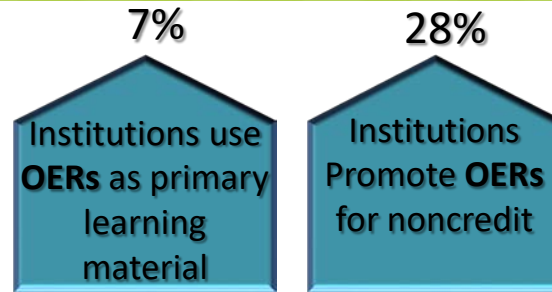
New Horizons/Gender Equity 28%

94% Academic Counseling/Planning

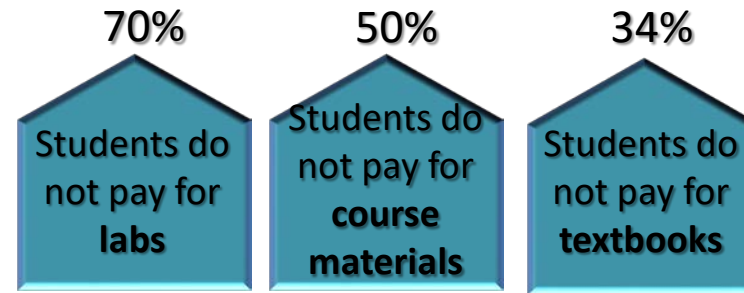


CURRENT OPERATIONAL PROCESSES

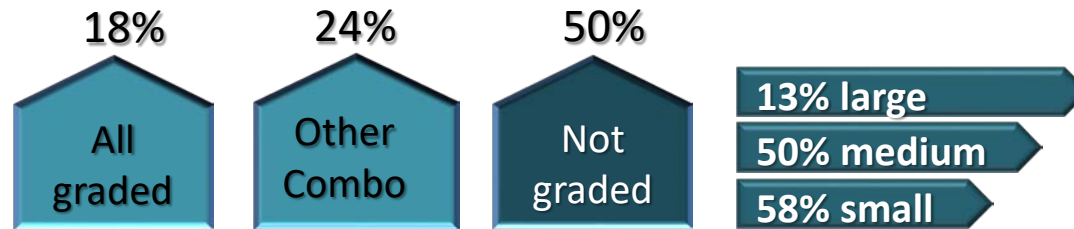
OERs



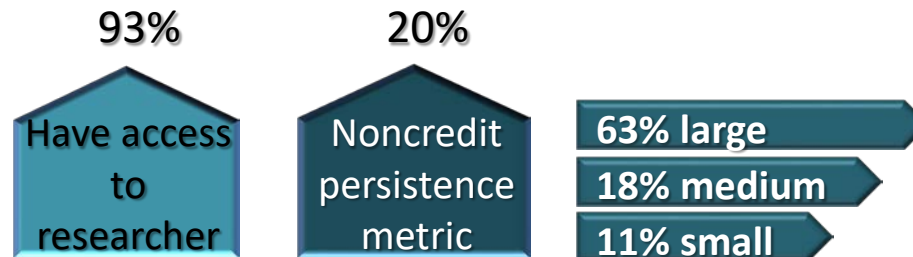
Student Costs



Grading



Research Capacity



CURRENT OPERATIONAL PROCESSES

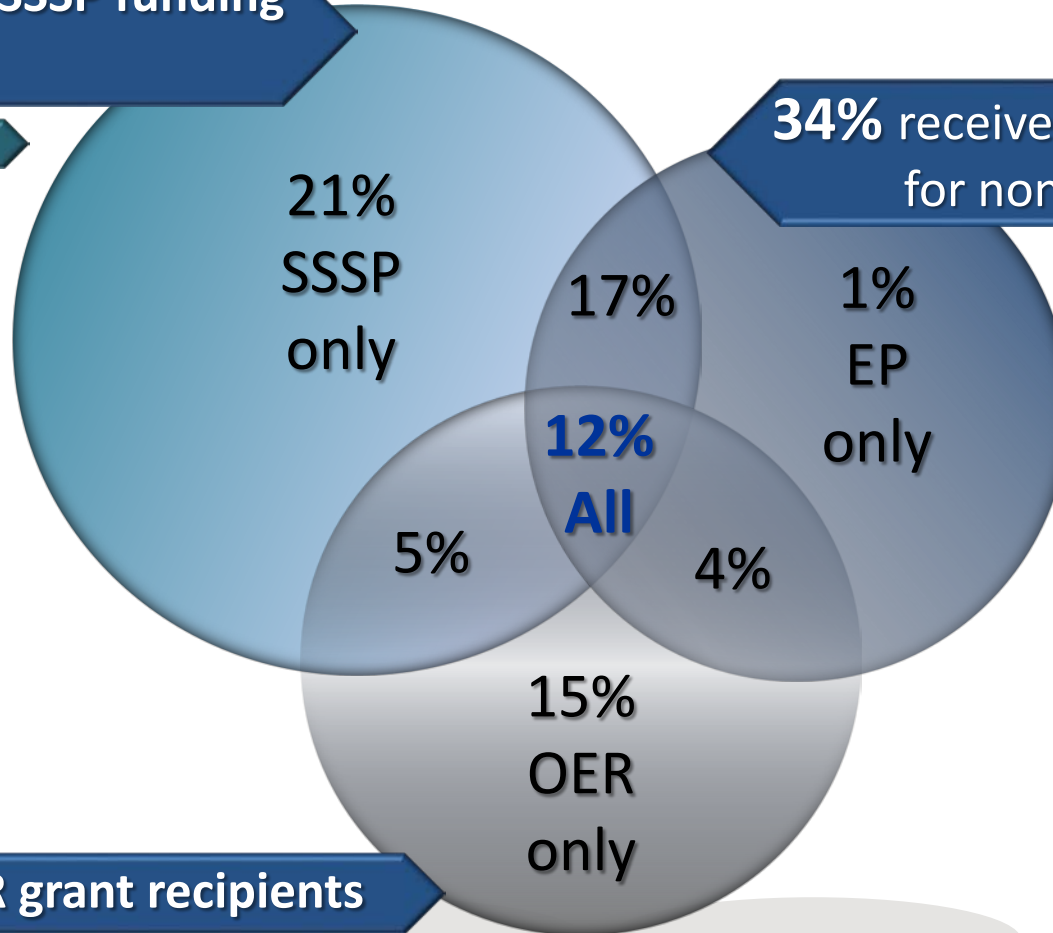
Funding

55% receive SSSP funding for noncredit

100% large

68% medium

31% small



34% receive Equity Plan funding for noncredit

75% large

34% medium

25% small

35% are OER grant recipients

PLANNED OFFERINGS AND PROCESSES

Certificate Development

72% of institutions with **noncredit DSPS** have interest in developing CDCP certificates for **students with disabilities**.

100% large

67% medium

70% small

66% of institutions with **noncredit Emeritus** have interest in developing CDCP certificates for **older adults**.

75% large

56% medium

73% small



PLANNED OFFERINGS AND PROCESSES

Projected Growth

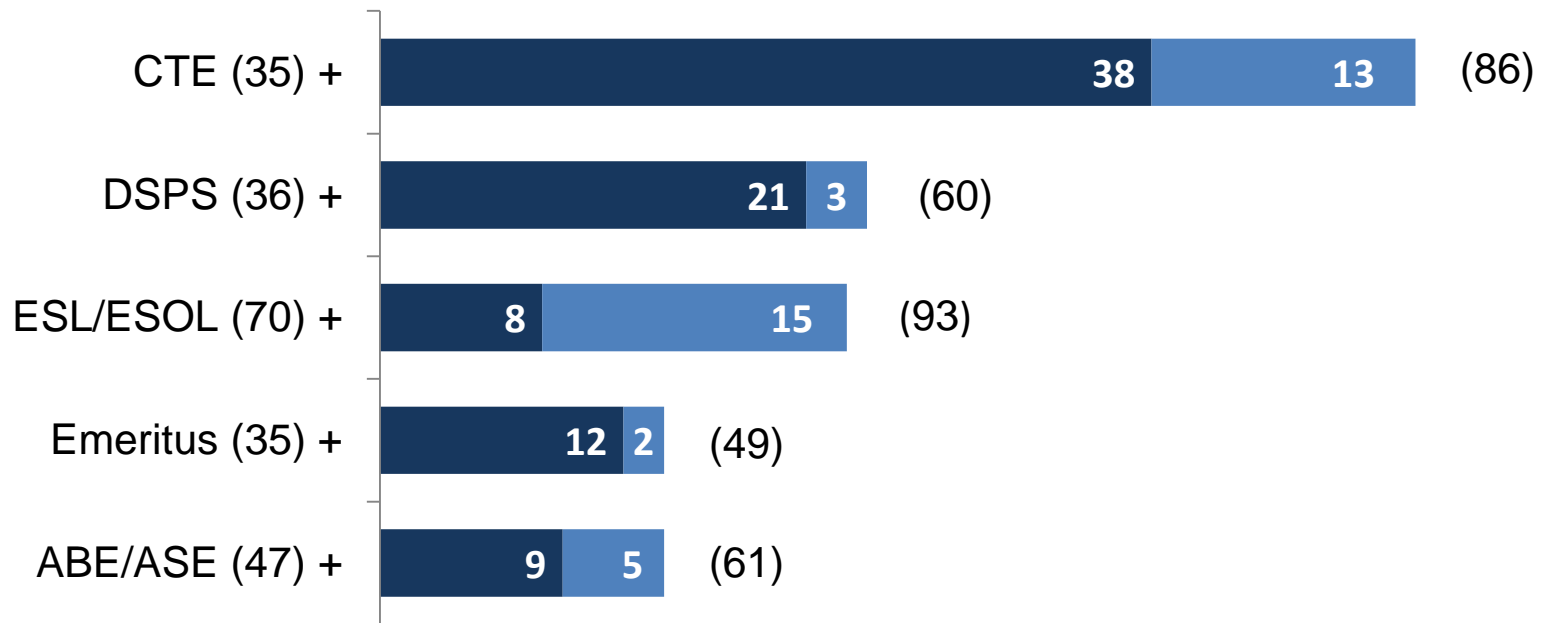
82 Institutions with noncredit offerings

+19 credit only institutions to introduce noncredit offerings

Projected noncredit increase

63% of institutions with noncredit plan expansion

58% of credit only to offer noncredit



■ Noncredit institutions


■ Credit Only Institutions

REPORT RECOMMENDATIONS AND STATEWIDE ADVOCACY

EXAMPLE RECOMMENDATIONS

- ✓ Implement a census –based formula for managed enrolled classes
- ✓ Include DSPS and emeritus at an equalized (CDCP) rate
- ✓ Develop a stronger noncredit infrastructure to support program development at the state level
- ✓ Include noncredit funding allocations in the initial release of statewide initiatives
- ✓ Modify title 5 to allow for noncredit internships

QUESTIONS & CONCLUDING REMARKS



<http://www.sdce.edu/organization/institutional-effectiveness>