

Welcome to the webinar: Chancellor's Office EOPS Webinar Training

- Our session will begin promptly at 1:30PM
- Please type questions into the **Chat area**.

Before we begin:

- Connect by phone to hear the presentation and question/answer
- Dial the telephone conference line: (888) 886-3951
- Enter your pass code, which is the same as the password you used to log into the session. **Pass Code / PIN for the Session: 918343**
- PARTICIPANT CONFERENCE FEATURES:
 - *0 - Contact the operator for assistance.
 - *6 - **Mute/unmute your individual line.**
- The presentation will be archived 90 days
- The PowerPoint will be available at:
ChancellorsOffice/Divisions/TechResearchInfo/MIS/Presentations

Technical Difficulty with seeing the presentation:

- CCC Confer Client Services is available Monday through Friday between 8:00 am - 4:00 pm at 760-744-1150 ext 1537 or 1554



Chancellor's Office
California Community Colleges

Make Sure Your Students Count

MIS Reporting for EOPS



EOPS/CARE WEBINAR

California Community Colleges Chancellor's Office

Management Information Systems


Todd Hoig
Barbara Kwoka
Myrna Huffman



EOPS/CARE WEBINAR

Today's Topics

1. SSARCC Update
2. Making your Data Count
3. Where are the reports?
4. Questions



EOPS/CARE WEBINAR

SSARCC Update



EOPS/CARE WEBINAR

2011-2012 EOPS/CARE Budget Plan Status Update

EOPS:

17 Budget plans approved

89 Budget plans submitted and being reviewed

7 Budget plans in progress

CARE:

17 Budget plans approved

91 Budget plans submitted and being reviewed

5 Budget plans in progress

Great Job!!!

EOPS/CARE WEBINAR

Next Steps

After 2011-2012 Budget Plans are approved, 2011-2012 Final Expenditures and 2012-2013 Budget Plans are available for updates.

We will be scheduling spring webinars to review Final Expenditure reporting.

We are working on additional reporting capabilities for SSARCC.

Send comments, questions, feedback to:
ssarcc-eops@cccco.edu

EOPS/CARE WEBINAR

The screenshot shows the SSARCC Budget Select web application interface. The page title is "CALIFORNIA COMMUNITY COLLEGES CHANCELLOR'S OFFICE Student Services Automated Reporting for Community Colleges (SSARCC)". The interface includes a navigation menu with "SSARCC", "Reports", and "Logout". Below the navigation menu, there are several dropdown menus for filtering data: "District" (All Districts), "College" (Cerritos College), "Program" (All Programs), "Fiscal Year" (All Years), "Budget Type" (All Types), and "Budget Status" (All Statuses). A "REFRESH BUDGET LIST" button is located below the dropdown menus. The main content area displays a table with the following data:

District	College	Program	Fiscal Year	Type	Status	
Cerritos	Cerritos College	CARE	2012-2013	Budget Plan	In Progress	View Detail
Cerritos	Cerritos College	EOPS	2012-2013	Budget Plan	In Progress	View Detail
Cerritos	Cerritos College	CARE	2011-2012	Budget Plan	Approved	View Detail
Cerritos	Cerritos College	CARE	2011-2012	Final Expenditures	In Progress	View Detail
Cerritos	Cerritos College	EOPS	2011-2012	Budget Plan	Approved	View Detail
Cerritos	Cerritos College	EOPS	2011-2012	Final Expenditures	In Progress	View Detail

Making Your Data Count



EOPS/CARE WEBINAR

Report one record for each student served by EOPS.

A student is served who has been:

1. Determined to be eligible
2. Who has on file an educational plan, mutual responsibility contract and an EOPS application.
3. Along with these documents, the student must attend at least one class meeting during the term in which he/she is being counted as served by EOPS/CARE.

For each EOPS student served, a **Student Basic record** must be reported.

EOPS/CARE WEBINAR

Term of Acceptance:

If a student leaves the program and is not involved for a full term (fall or spring), then the student must reapply for admittance into the program and meet all the criteria again. At this time the date of acceptance is the new term.

For example :

The student was admitted into the program spring 2005

The student attended for 4 semesters (spring 2005 thru Fall 2006)

The student left the program after fall 2006

The student is reapplying fall 2011

Then the student must meet all the criteria again with the latest information

If accepted their term on acceptance is the new semester – fall 2011.

EOPS/CARE WEBINAR

30 days after end of term

**Reports are generated after each term
submission**

**Last day to resubmit for allocations is first
Monday in August**

EOPS/CARE WEBINAR

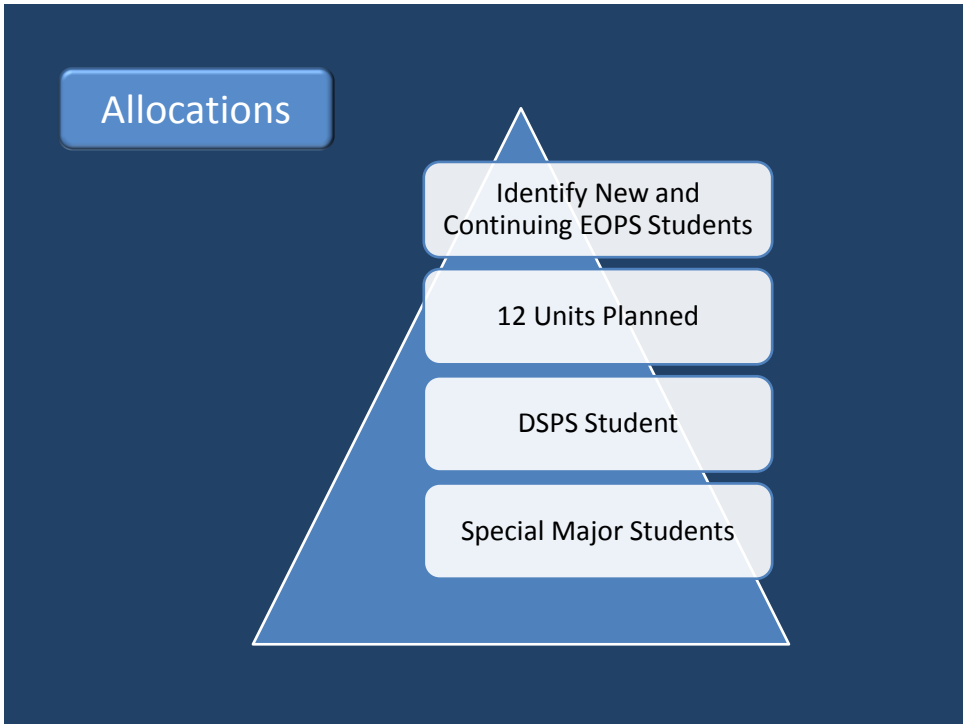
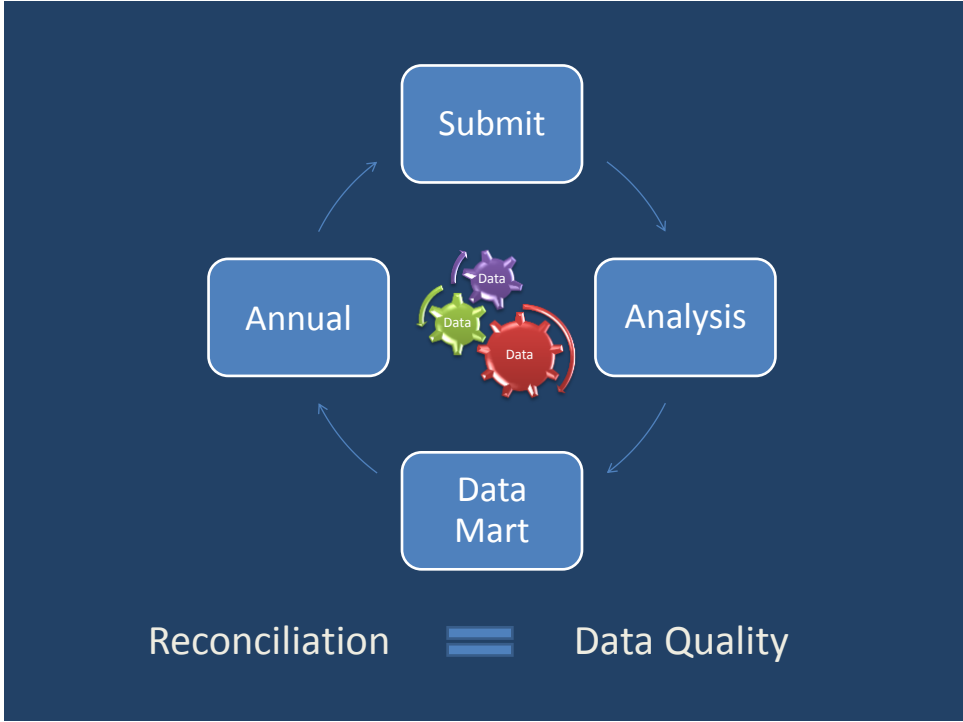
EOPS Impacts and is Impacted By Other Areas

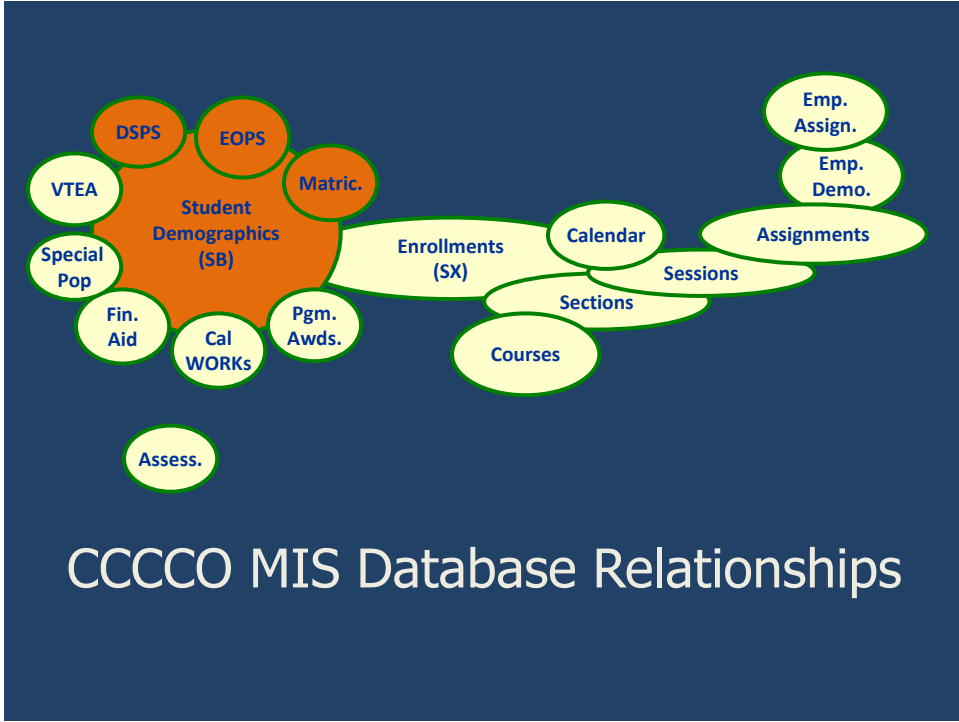
- EOPS student may be allowed to enroll in fewer than 12 units if identified as a DSPS student
- EOPS Student with a “high unit major” must have the SM02 – Student Matriculation Major coded properly
- Include EOPS counseling as a Matriculation Counseling Session

Most Common EOPS Submission Errors

- CARE term of acceptance cannot be prior to EOPS term of acceptance
- EOPS services received for more than 8 semesters / 12 quarters
- ESL /DSPS students received EOPS services for more than 12 semesters/18 quarters

Validate the student’s term of acceptance

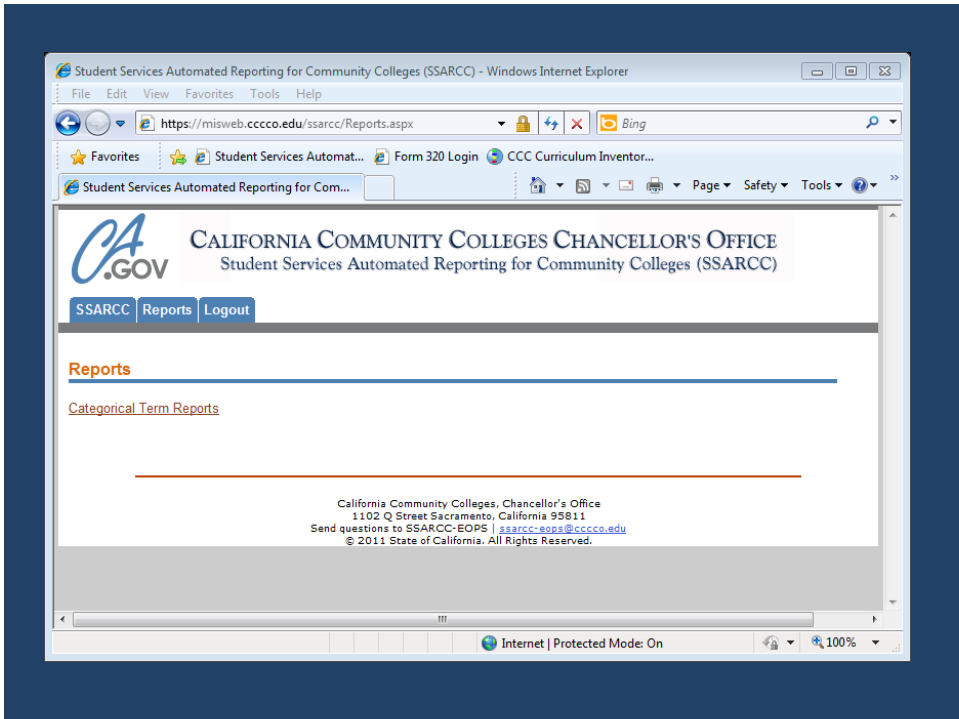
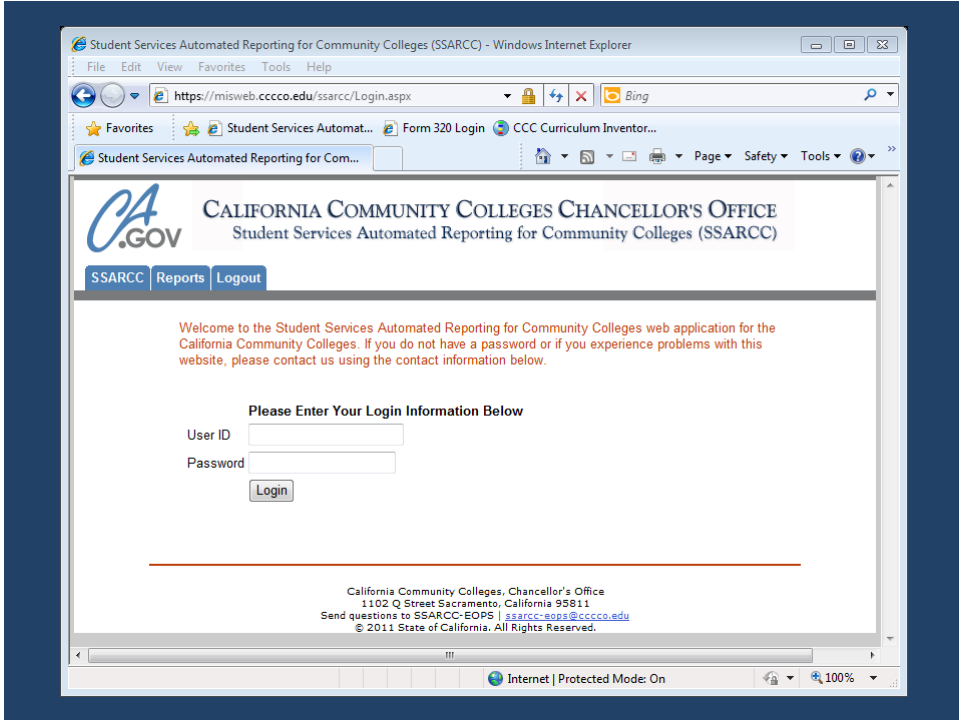


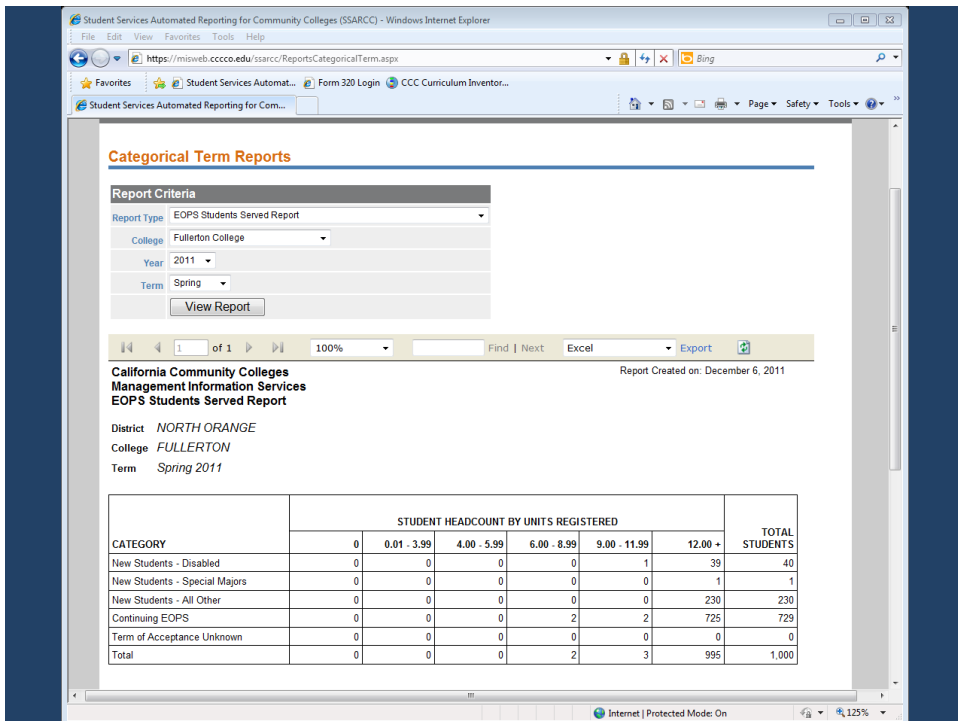
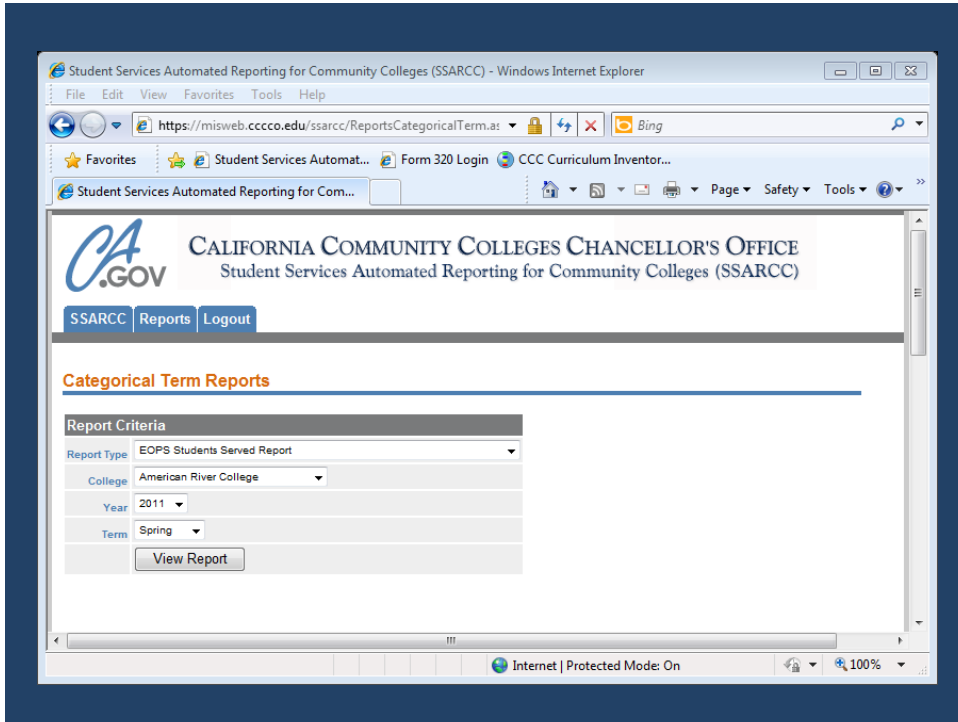


Where are the reports?



EOPS/CARE WEBINAR





EOPS[1] [Compatibility Mode] - Microsoft Excel

File Home Insert Page Layout Formulas Data Review View Team

California Community Colleges

Report Created on: December 6, 2011

1 California Community Colleges
 2 Management Information Services
 3 District NORTH ORANGE
 4 College FULLERTON
 5 Term Spring 2011

CATEGORY	STUDENT HEADCOUNT BY UNITS REGISTERED						TOTAL STUDENTS
	0	0.01 - 3.99	4.00 - 5.99	6.00 - 8.99	9.00 - 11.99	12.00 +	
New Students - Disabled	0	0	0	0	1	39	40
New Students - Special Majors	0	0	0	0	0	1	1
New Students - All Other	0	0	0	0	0	230	230
Continuing EOPS	0	0	0	2	2	725	729
Term of Acceptance Unknown	0	0	0	0	0	0	0
Total	0	0	0	2	3	995	1,000

MIS Logon - Windows Internet Explorer

http://edit2.cccco.edu/CFM/anlcnts/anlcnts_logon.cfm

California Home

CALIFORNIA COMMUNITY COLLEGES
 CHANCELLOR'S OFFICE

Annual Unduplicated Headcount Reports

These reports represent the annual unduplicated headcounts using the criteria specified by each program area. These counts may not match the actual program allocation counts. Any resubmission(s) of data may affect the counts.

Select District: EL CAMINO DISTRICT

Select year: 2010-2011

Select Program: EOPS Annual Unduplicated Headcount

Get Report Reset

Done, but with errors on page. Internet | Protected Mode: On

*CALIFORNIA COMMUNITY COLLEGES
MANAGEMENT INFORMATION SERVICES
ANNUAL EOPS STUDENTS SERVED REPORT -- BY DISTRICT / COLLEGE
2010 - 2011 ACADEMIC YEAR*

District A, College A

COLLEGE	STUDENT TYPE	UNITS PLANNED	STUDENT HEADCOUNT FOR UNITS PLANNED(SE04)			
			Summer 2010	Fall 2010	Spring 2011	ANNUAL UN DUP HEADCOUNT
College A	NEW: Disabled	.01 - 3.99				
		4 - 5.99				
		6 - 8.99		1		1
		9 - 11.99		2	3	5
		12 or more				
	NEW: Spec. Majors	.01 - 3.99				
		4 - 5.99				
		6 - 8.99				
		9 - 11.99				
		12 or more				
	NEW: Other New	.01 - 3.99				
		4 - 5.99				
6 - 8.99						
9 - 11.99			3	8	11	
12 or more			114	121	235	
CONTINUING	.01 or more		235	252	237	
OTHERS REPORTED						
COLLEGE TOTAL			355	384	489	

MIS Logon - Windows Internet Explorer

http://edit2.cccco.edu/CFM/anlcnnts/anlcnnts_logon.cfm

California Home
CALIFORNIA COMMUNITY COLLEGES
CHANCELLOR'S OFFICE

Annual Unduplicated Headcount Reports

These reports represent the annual unduplicated headcounts using the criteria specified by each program area. These counts may not match the actual program allocation counts. Any resubmission(s) of data may affect the counts.

Select District:

Select year:

Select Program:

Error on page. Internet | Protected Mode: On

SV05100 [Compatibility Mode] - Microsoft Excel

	A	B	C	D	E	F	G	H	I	J	K	L	M	N	O	P	Q	R	S	T	U	V	W	X	
1			Statewide	College	EOPS (non-CARE)		CARE		DSPS		CaWORKS		Credit Matriculation		Noncredit Matriculation										
2			All Students	All Students																					
3			%	%	%	%	%	%	%	%	%	%	%	%	%	%	%	%	%	%	%	%	%	%	
4			Total	Total	Total	Total	Total	Total	Total	Total	Total	Total	Total	Total	Total	Total	Total	Total	Total	Total	Total	Total	Total	Total	
5	S1	College A																							
6	S1	GENERAL DATA																							
7	S1	TOTAL STUDENTS	2,672,609	27,815	491	1.8	61	0.2	853	3.1	184	0.7	3,381	12.2								15	0.1		
8	S1	ENROLLED IN CREDIT	2,255,858	84.4	21,231	76.3	490	2.3	99.8	61	0.3	100.0	729	3.4	85.5	175	0.8	95.1	3,381	15.9					
9	S1	CREDIT FTES	1,225,529	93.6	7,714	86.4	331	4.3	99.4	48	0.6	98.0	343	4.4	87.3	91	1.2	98.9	2,191	28.4	99.7				
10	S1	ENROLLED IN NONCREDIT	707,768	26.5	6,806	24.5	11	0.2	2.2	3	0.0	4.9	121	1.8	14.2	13	0.2	7.1	33	0.5	1.0	15	0.2		
11	S1	NONCREDIT FTES	83,240	6.4	1,212	13.6	1	0.1	0.3	1	0.1	2.0	50	4.1	12.7	2	0.2	2.2	6	0.5	0.3	3	0.2		
12	S1	ACCESS																							
13	S1	GENDER (SD4)																							
14	S1	MALE	1,432,625	53.6	16,381	58.9	347	2.1	70.7	59	0.4	96.7	488	3.0	57.2	171	1.0	92.9	1,999	12.2	59.1	8	0.0	53.3	
15	S1	FEMALE	1,201,493	45.0	11,287	40.6	144	1.3	29.3	2	0.0	3.3	363	3.2	42.6	13	0.1	7.1	1,377	12.2	40.7	7	0.1	46.7	
16	S1	UNKNOWN	38,491	1.4	147	0.5							2	1.4	0.2				5	3.4	0.1				
17	S1	AGE GROUP (SD1)																							
18	S1	<20	599,451	22.4	5,800	20.9	107	1.8	21.4	1	0.0	1.6	193	3.3	22.6	4	0.1	2.2	3,206	22.5	38.6	5	0.1	33.3	
19	S1	20-24	752,506	28.2	8,058	29.0	205	2.5	41.8	12	0.1	19.7	250	3.1	29.3	40	0.5	21.7	1,207	15.0	35.7	5	0.1	33.3	
20	S1	25-29	352,716	13.2	3,796	13.6	81	2.1	16.5	22	0.6	36.1	114	3.0	13.4	59	1.6	32.1	405	10.7	12.0	2	0.1	13.3	
21	S1	30-34	213,046	8.0	2,030	7.3	43	2.1	8.8	12	0.6	19.7	64	3.2	7.5	42	2.1	22.8	192	9.5	5.7				
22	S1	35-39	161,227	6.0	1,379	5.0	12	0.9	2.4	5	0.4	8.2	36	2.6	4.2	19	1.4	10.3	75	5.4	2.2	1	0.1	6.7	
23	S1	40-49	256,480	9.6	2,297	8.3	31	1.3	6.3	7	0.3	11.5	112	4.9	13.1	17	0.7	9.2	136	5.9	4.0	2	0.1	13.3	
24	S1	50+	321,560	12.0	4,445	16.0	12	0.3	2.4	2	0.0	3.3	84	1.9	9.8	3	0.1	1.6	60	1.3	1.8				
25	S1	UNKNOWN	15,623	0.6																					
26	S1	RACE/ETHNICITY (SD10)																							
27	S1	AFRICAN-AMERICAN	187,538	7.0	1,085	3.9	63	5.8	12.8	15	1.4	24.6	57	5.3	6.7	32	2.9	17.4	170	15.7	5.0				
28	S1	ASIAN	365,791	13.6	2,237	8.0	20	0.9	4.1	2	0.1	3.3	29	1.3	3.4	7	0.3	3.8	310	13.9	9.2				
29	S1	HISPANIC	826,387	30.9	7,959	27.0	239	2.1	48.7	25	0.3	41.0	193	2.6	22.6	65	0.9	35.9	969	21.9	28.7	12	0.2	80.0	
30	S1	MULTI-ETHNIC	33,687	1.3	733	2.6	5	0.7	1.0	1	0.1	1.6	23	3.1	1.7	9	1.2	4.9	92	12.6	2.7				
31	S1	NATIVE AMERICAN	17,891	0.7	175	0.6	10	5.7	2.0				18	10.3	2.1	4	2.3	2.2	33	18.9	1.0				
32	S1	PACIFIC ISLANDER	16,745	0.6	201	0.7	3	1.5	0.6				6	3.0	0.7				32	15.9	0.9				
33	S1	WHITE	853,408	31.9	14,432	51.9	121	0.8	24.6	14	0.1	23.0	471	3.3	55.2	57	0.4	31.0	1,564	10.8	46.3	2	0.0	13.3	
34	S1	UNKNOWN	373,162	14.0	1,443	5.2	30	2.1	6.1	4	0.3	6.6	56	3.9	6.6	10	0.7	5.4	211	14.6	6.2	1	0.1	6.7	

California Community Colleges Chancellor's Office - Data Mart - Windows Internet Explorer

http://datamart.cccco.edu/Services/EOPS_CARE_Status.aspx

California Community Colleges Chancellor's Office Management Information Systems Data Mart

HOME STUDENTS COURSES STUDENT SERVICES OUTCOMES FACULTY & STAFF

You are here: Data Mart > Student Services > EOPS/CARE Status

EOPS (Extended Opportunity Programs & Services) Status Report - Parameter Selection Area

Select State/District/College: Districtwide Search | Select District/College: Los Rios CCD | Select Term/Annual Option: Term Search | Select Term: Spring 2011

View Report

Export To -> Excel CSV Text | Records Per Page: 10 | Simple Layout Advanced Layout

EOPS (Extended Opportunity Programs & Services) Status Report - Data & Format Area

Report Area	EOPS Status	
	Student Count	Student Count (%)
Los Rios CCD Total	84,500	100.00 %
EOPS and CARE participant	233	0.28 %
EOPS participant	1,663	1.97 %
Not an EOPS/CARE participant	82,604	97.76 %

Report Format Selection Area - Check field to include in the report

District Name College Name EOPS Status Gender Age Group Ethnicity

Update Report

The screenshot displays the 'EOPS (Extended Opportunity Programs & Services) Status Report - Data & Format Area'. The search filters are set to: State-District-College: Districtwide Search; District-College: Los Rios CCD; Term-Annual Option: Term Search; Term: Spring 2011. The report table is as follows:

Report Area	EOPS Status	
	Student Count	Student Count (%)
Los Rios CCD Total	84,500	100.00 %
American River Total	35,922	42.51 %
EOPS and CARE participant	88	0.24 %
EOPS participant	534	1.49 %
Not an EOPS/CARE participant	35,300	98.27 %
Cosumnes River Total	15,292	18.10 %
EOPS and CARE participant	39	0.26 %
EOPS participant	394	2.58 %
Not an EOPS/CARE participant	14,859	97.17 %
Folsom Lake Total	8,918	10.55 %
EOPS and CARE participant	34	0.38 %
EOPS participant	132	1.48 %
Not an EOPS/CARE participant	8,752	98.14 %
Sacramento City Total	24,368	28.84 %
EOPS and CARE participant	72	0.30 %
EOPS participant	603	2.47 %
Not an EOPS/CARE participant	23,693	97.23 %

- **Term Report**

<https://misweb.cccco.edu/ssarcc>

- **Annual Headcount Report**

http://edit2.cccco.edu/CFM/anlcnts/anlcnts_logon.cfm

- **Annual Review Data**

http://edit2.cccco.edu/CFM/anlcnts/anlcnts_logon.cfm

- **Data Mart 2.0**

<http://datamart.cccco.edu/>

- **Presentation**

<http://www.cccco.edu/ChancellorsOffice/Divisions/TechResearchInfo/MIS/tabid/1275/Default.aspx>

EOPS WEBINAR

Recommendations for EOPS/CARE Directors

- Familiarize yourself with the Data Element Dictionary
- Determine where data resides in your system
- Collaborate with your IT staff
- Review preliminary reports
- Make corrections
- Run periodic reports throughout the year
- Prepare early for required data changes

AND Communication!

