

California Community Colleges

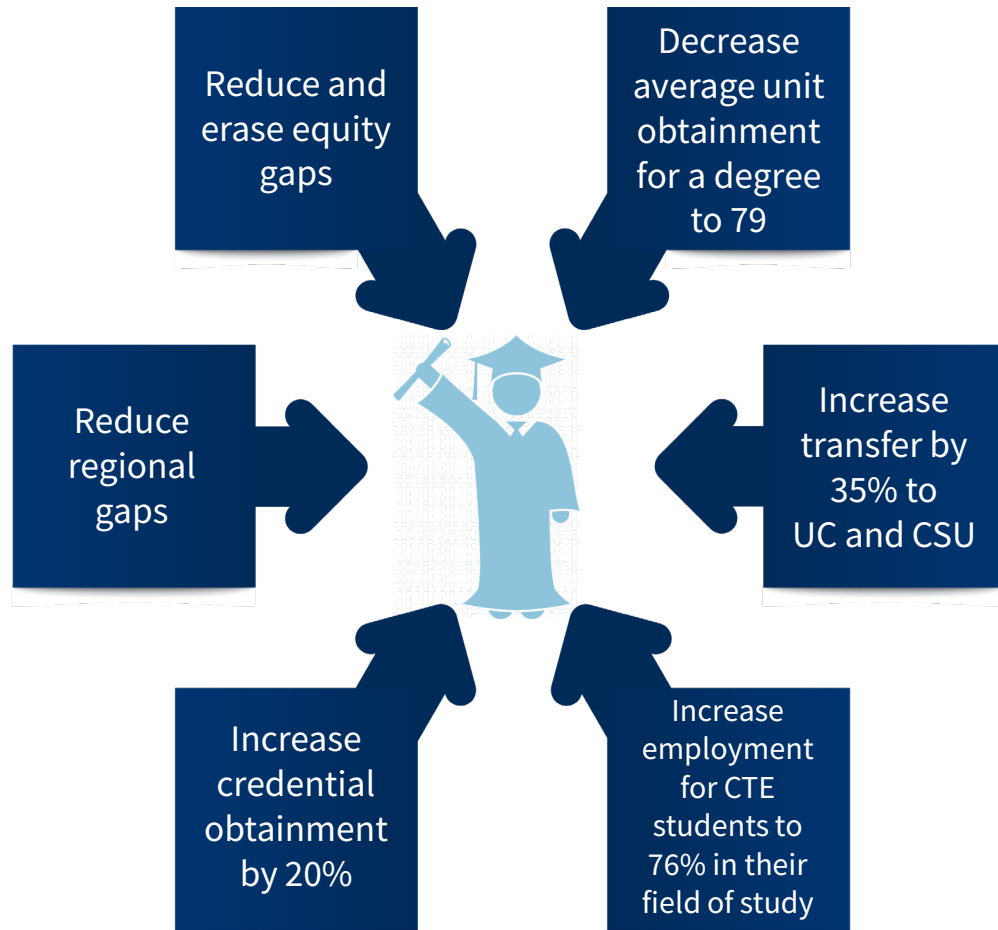
## **Item 6.3**

# **Equity for Every Student: 2022 State of the System Report**

“The success of California's broader system of higher education and workforce development stands or falls with the California Community Colleges. To meet California's needs, six goals have been defined for the system to strive to achieve.”

- Vision for Success, Adopted September 2017

# Vision for Success Goals



# Commitments

1. Focus on students' goals
2. Design with the students' experience in mind
3. High expectations and high support
4. Foster use of data and evidence
5. Own student performance
6. Thoughtful innovation and action
7. Cross-system partnership

**July 2017**

BOG presented with the Vision for Success

**September 2017**

BOG approval of the Vision for Success Goals

**June 2018**

Student Centered Funding Formula & CalBright approved

**September 2018**

Begin Major Advocacy Push for Cal Grant reform

2018

2017

**July 2017**

System-wide Guided Pathways introduction begins

**January 2018**

Phase-in of AB 705 begins

**July 2018**

Streamlined Transfer Agreement Reached with AICCU

2019

**March 2020**

COVID 19 brings disruption and hardship for students, but ushers in a new era of flexibility, innovation and student empathy

**November 2020**

Board of Governors Approves Competency-based Education Regulations

**September 2021**

Legislation approved to change Cal Grant eligibility requirements to expand access to more community college students

**March 2022**

Board of Governors approves ethnic studies requirement and updates to Equal Employment Opportunity regulations, which are foundational to proposals to embed DEIA into evaluations and tenure review and campus policing reforms

2020

2021

2022

**September 2019**

Board of Governors Approves Diversity Equity and Inclusion Integration Plan

**June 2020**

Pandemic era racial reckoning prompts system-wide Call to Action

**July 2021**

Board of Governors approves ethnic studies requirement and policy to strengthen faculty and staff diversity

**January 2022**

Economic Report details the community college system's \$128 billion impact on CA economy. Equal to 4.2% of state GPP

**May 2022**

Finalizes Chancellor's Office organizational structure realignment to better advance Vision for Success outcomes

# Aligning Resources & Programs to Put Students First



## POLICY CONNECTIONS

Examples include Equitable Placement (AB705), Associate Degrees for Transfer, California Promise, and regulatory reforms.



## FISCAL REFORM

Examples include Student Centered Funding Formula, Guided Pathways allocations, and Student Equity and Achievement Program.

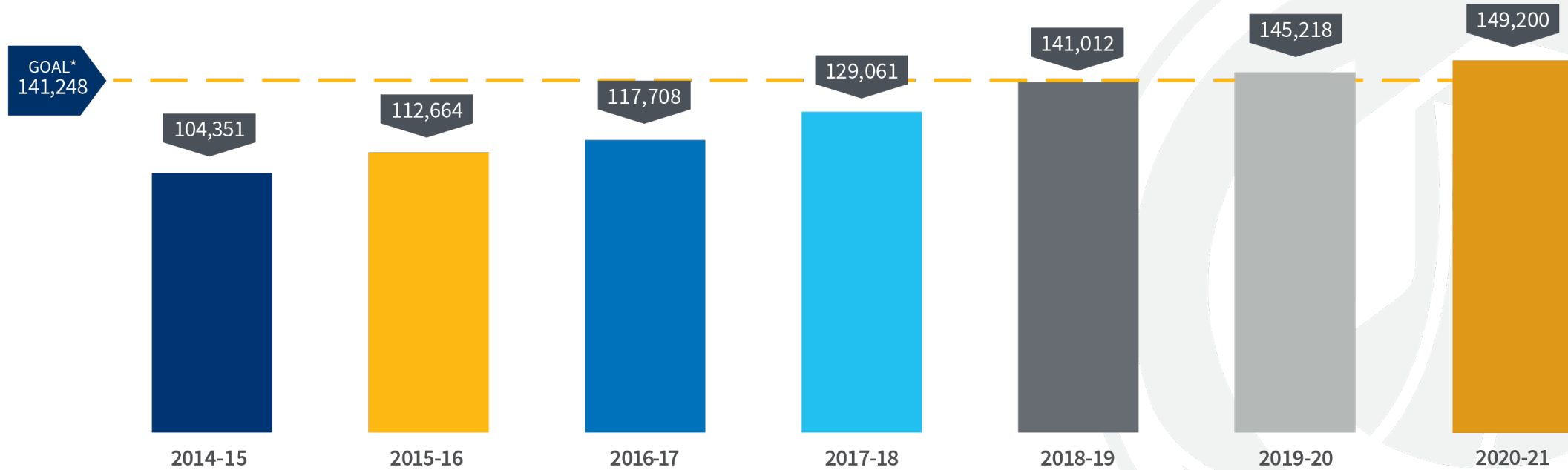


## PROGRAM ALIGNMENT & SUPPORT

Examples include Strong Workforce Program, Student Success Metrics, Vision Resource Center, investment in faculty and staff, regional support, and local board goals.

# Vision for Success Goal 1:

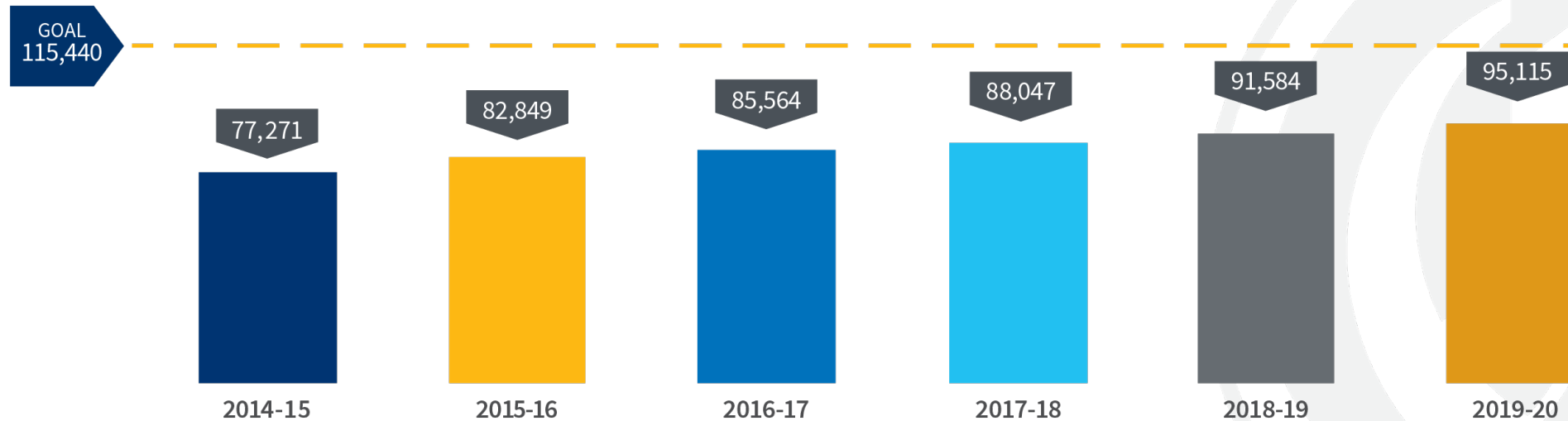
Increase the number of students earning credentials by at least 20%



**This goal has been attained.**

# Vision for Success Goal 2:

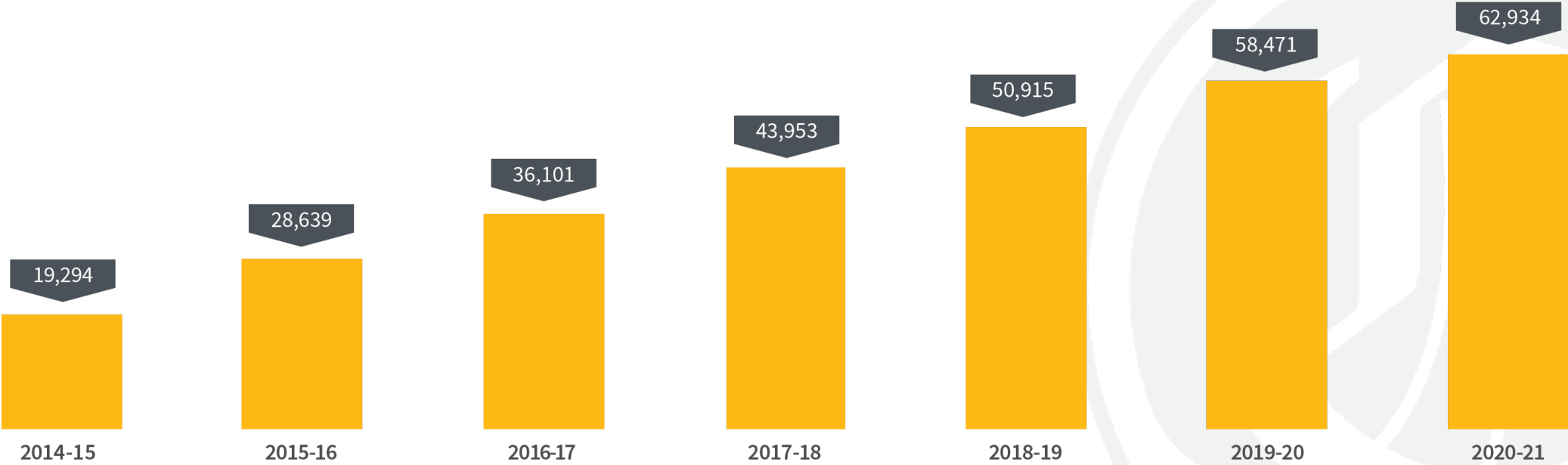
Increase the number of students who transfer to UC and CSU by 35% over five years



**Student transfer to UC and CSU increased by ~15%.**



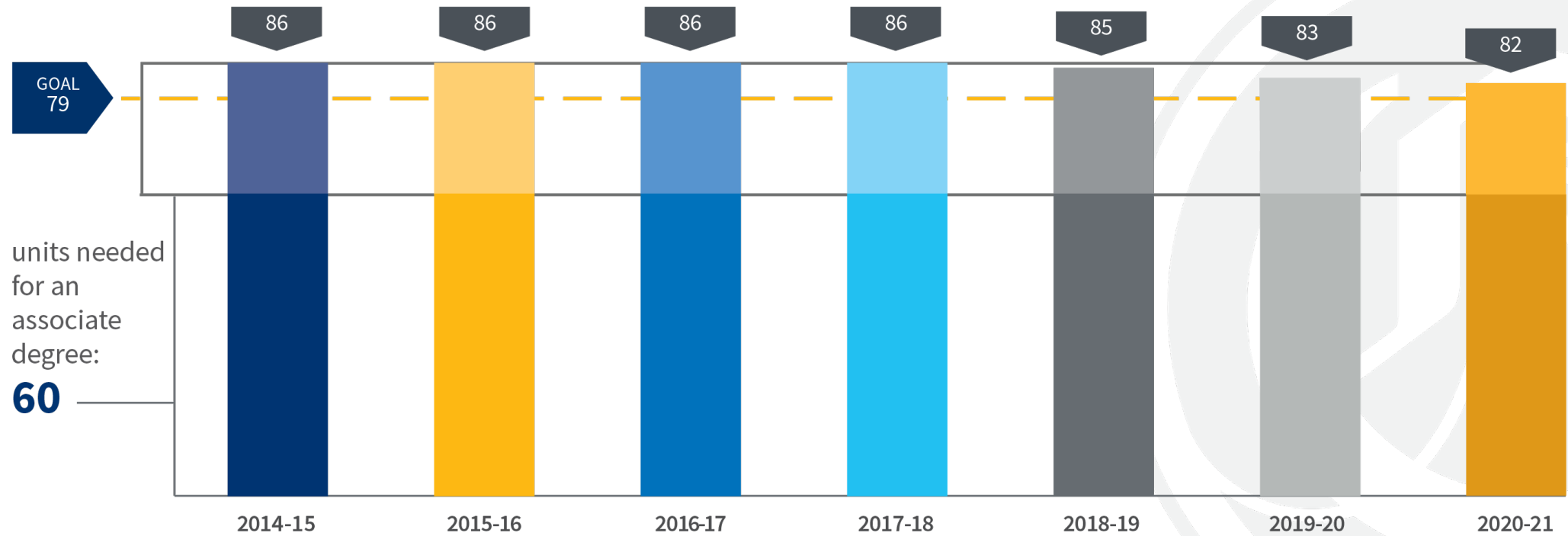
# Associate Degree for Transfer



**ADT is one promising tool for transfer pathways, but equity gaps persist.**

# Vision for Success Goal 3:

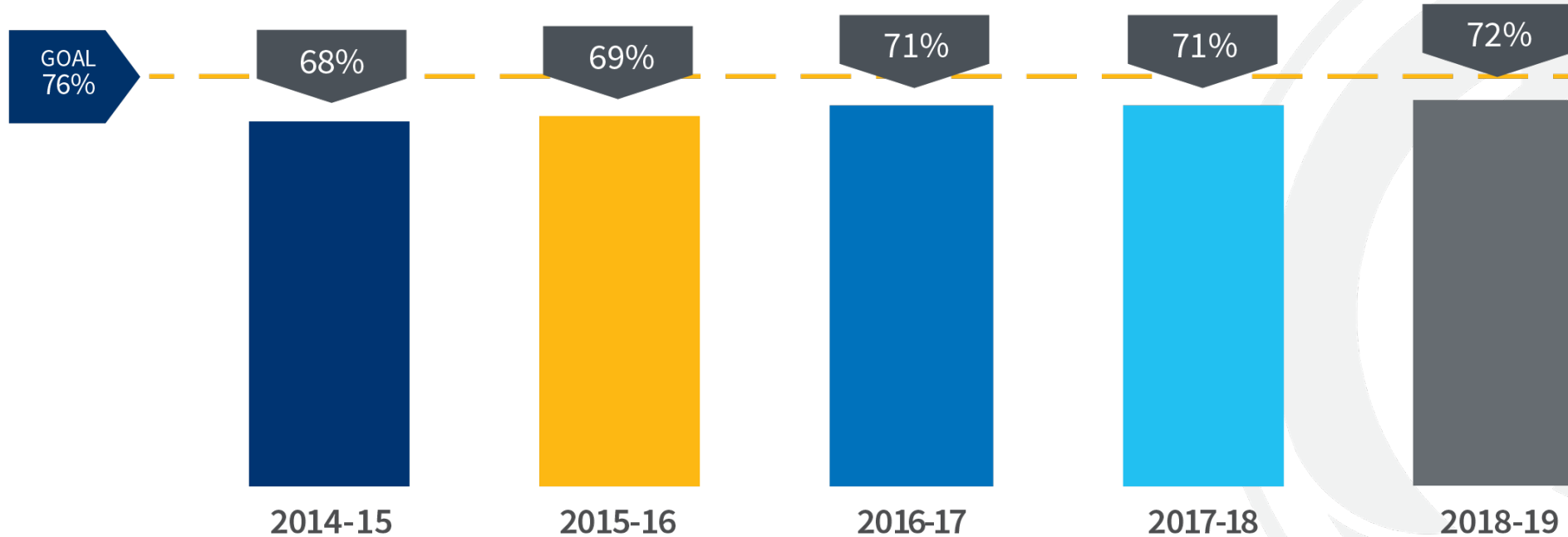
Reduce average units accumulated by students who complete degrees to 79



**Average units accumulated continue to decrease slightly.**

# Vision for Success Goal 4:

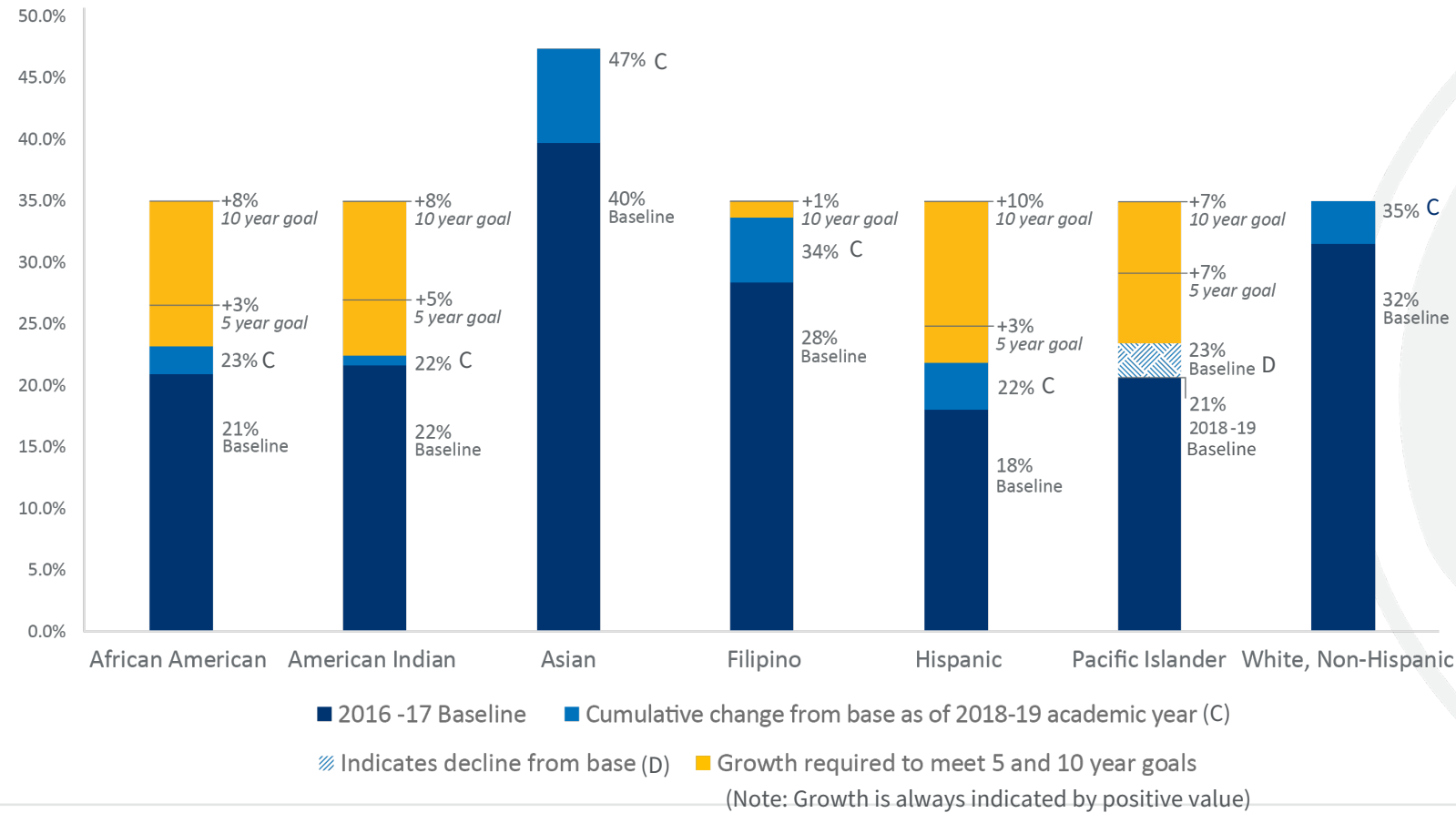
Increase the number of students who get jobs in their field of study to 76%



**Modest progress towards this goal.**

# Vision for Success Goal 5:

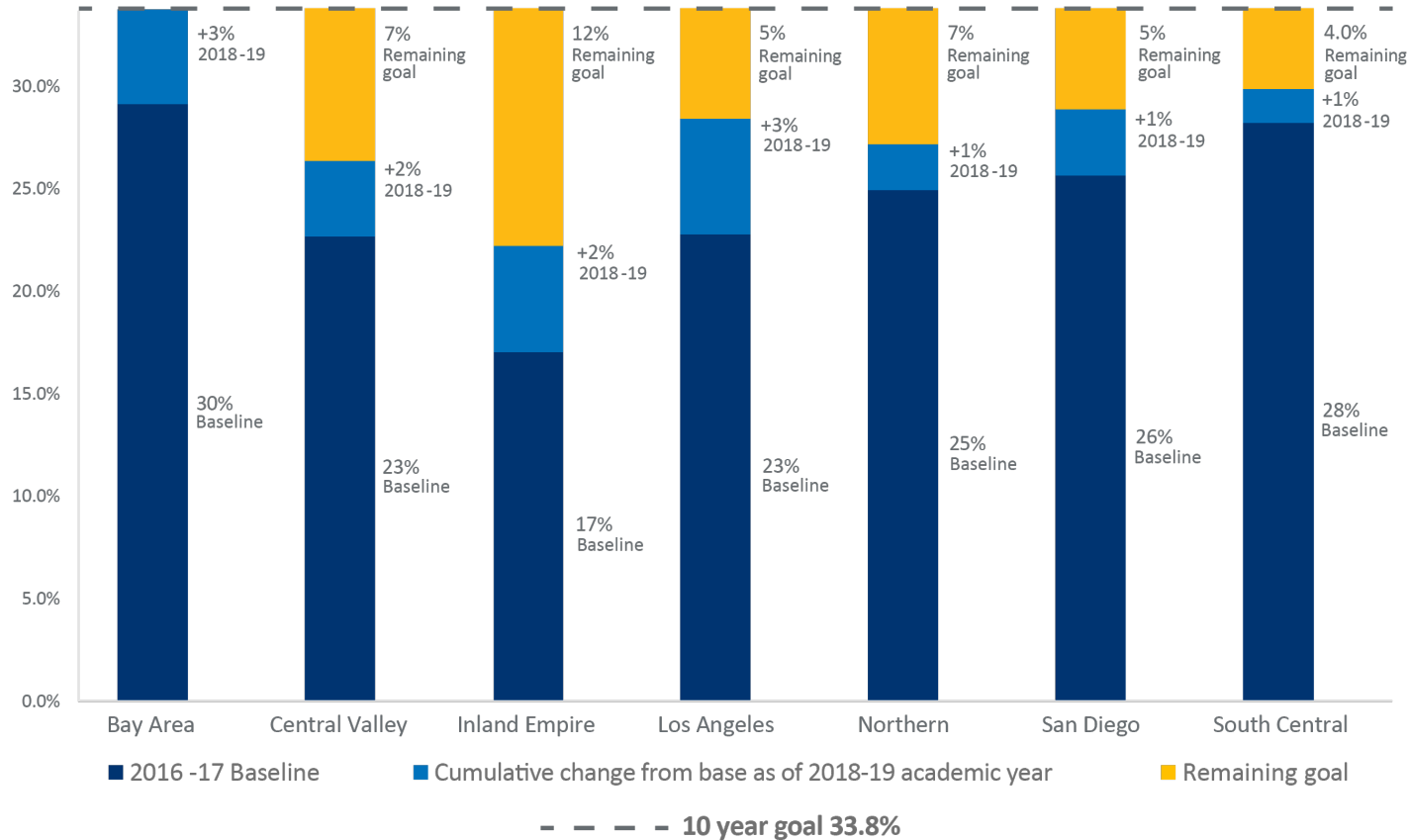
Reduce equity gaps among underrepresented students by 40% over five years and eliminate in 10 years



**Gaps are closing slowly as all groups\* increase attainment**

# Vision for Success Goal 6:

Reduce state regional gaps in achievement



**Regional achievement continues to improve but the gaps expanded this year as the Bay Area outcomes improved the most.**