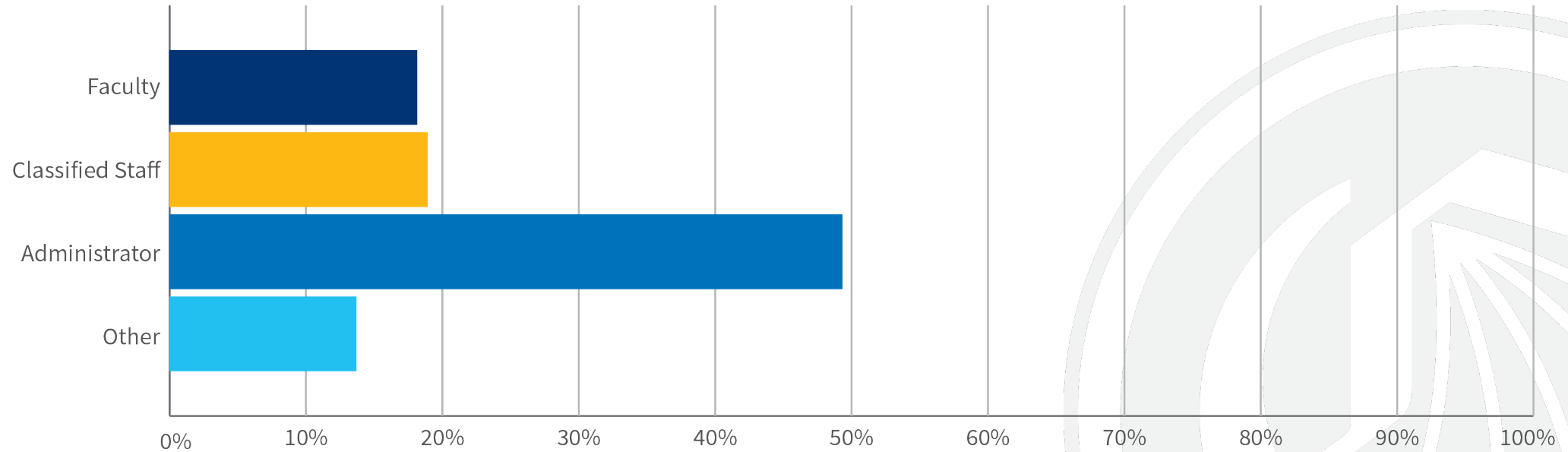


Faculty, Staff and Administrators

# Chancellor's Office Communications Survey

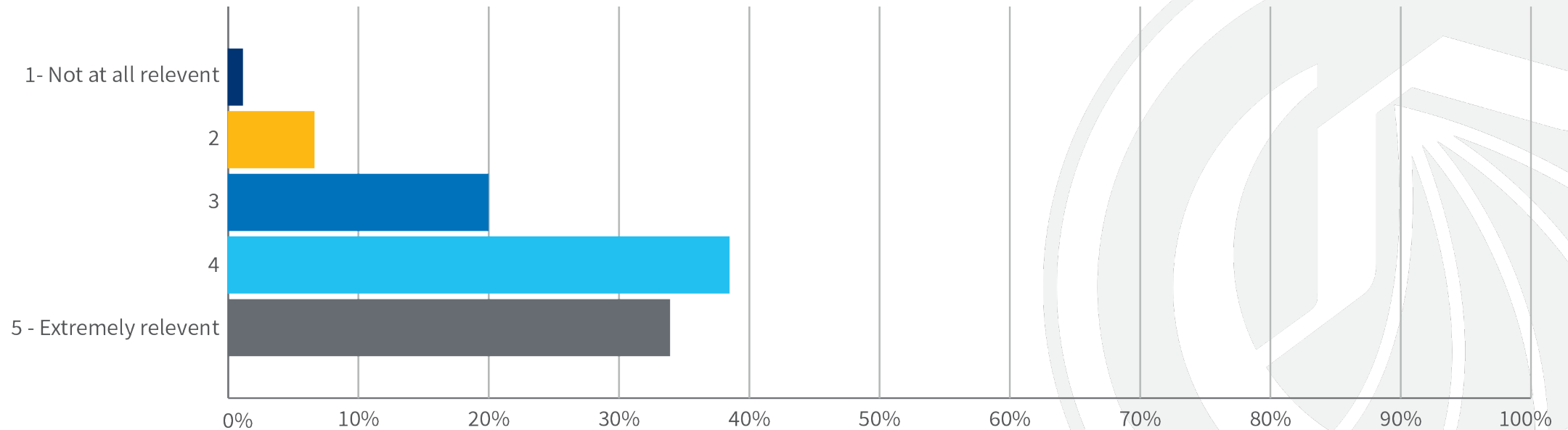


# What is your role within the California Community Colleges?



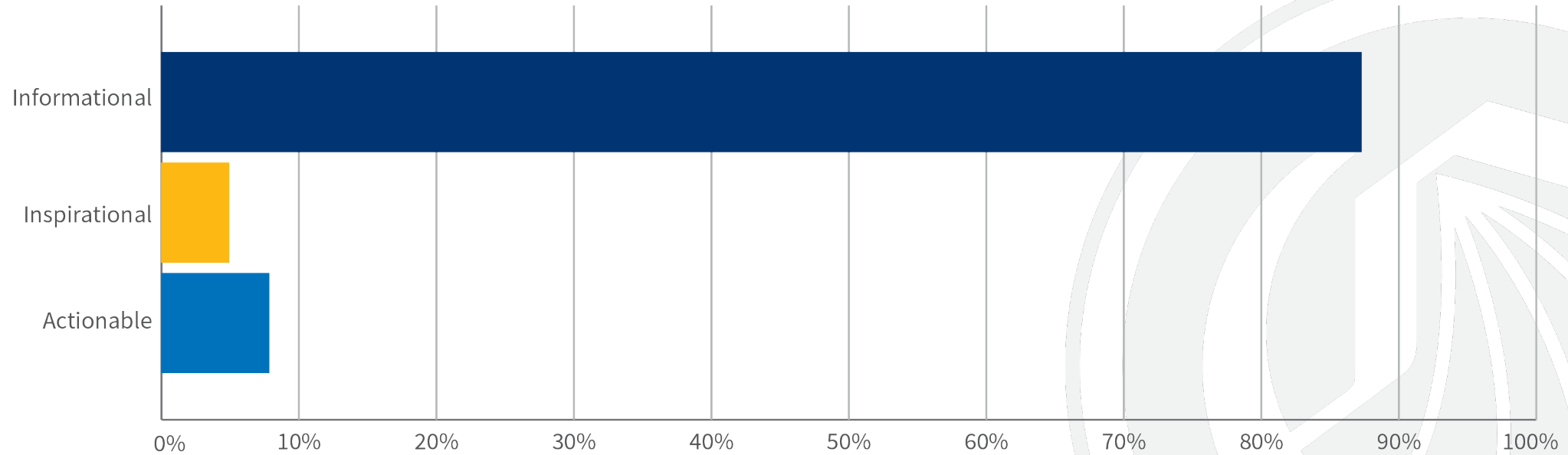
	Faculty	Classified Staff	Administrator	Other	Total
Number of Responses	118	123	321	89	651
Percentage of Respondents	18.13%	18.89%	49.31%	13.67%	

On a scale of 1-5, how relevant are communications you receive from the California Community College Chancellor's Office to you in your current role?



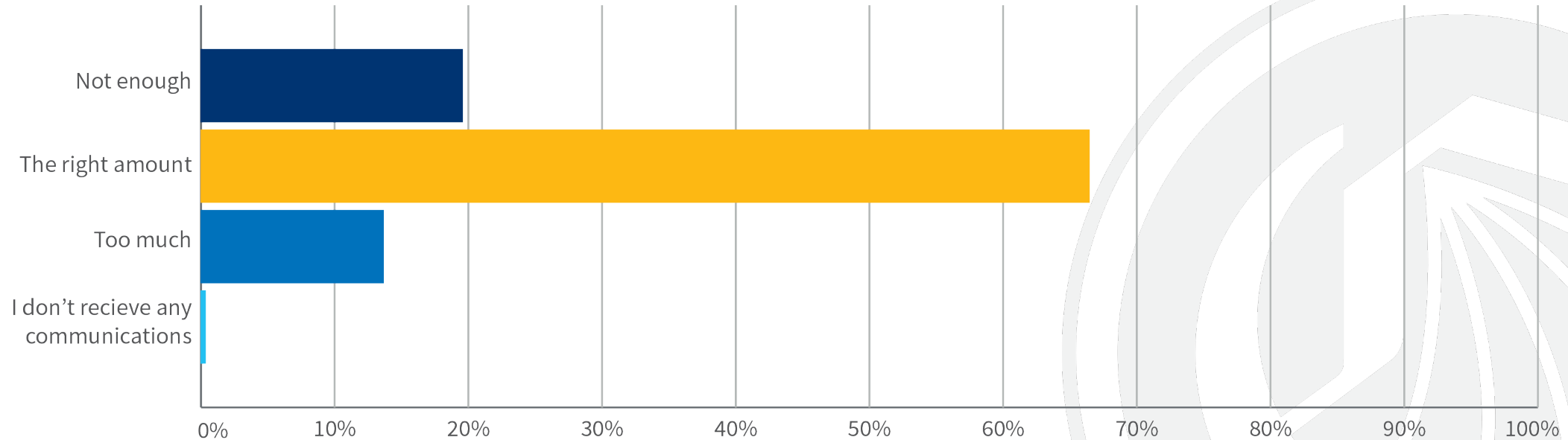
	1 Not at all Relevant	2	3	4	5 Extremely Relevant	Total
Number of Responses	6	36	109	210	185	546
Percentage of Respondents	1.10%	6.59%	19.96%	38.46%	33.89%	

# Which term best describes the types of communications you receive from the Chancellor's Office?



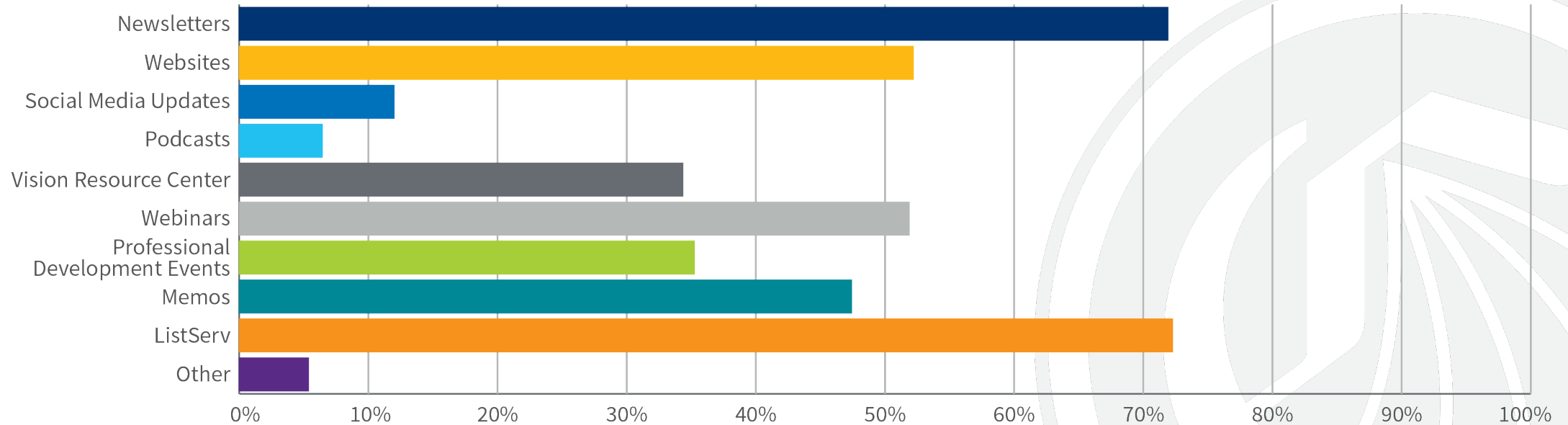
	Informational (primary intent is to inform)	Inspirational (articulates what issues, news, changes mean to you/your job)	Actionable (includes a clear call to action)	Total
Number of Responses	480	27	43	550
Percentage of Respondents	87.27%	4.91%	7.82%	

# How would you characterize the amount of communications you receive from the Chancellor's Office?



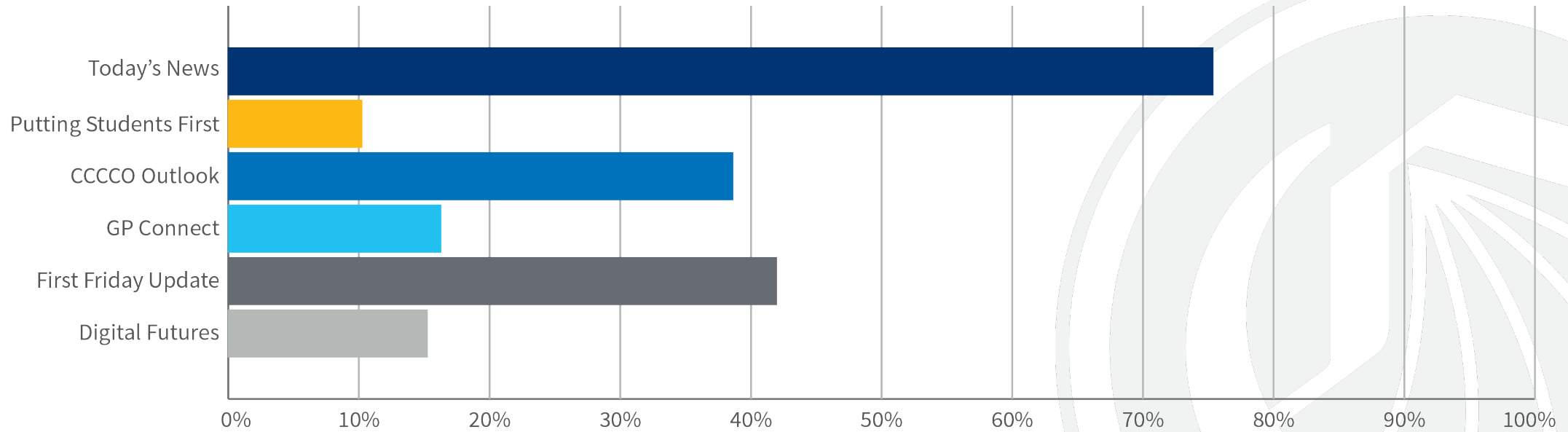
	Not Enough	The Right Amount	Too Much	I Don't Receive Any Communications	Total
Number of Responses	109	370	76	2	557
Percentage of Respondents	19.57%	66.44%	13.65%	0.34%	

# What methods of communication from the Chancellor's Office have you been exposed to in the last 6 months? (Select all that apply)



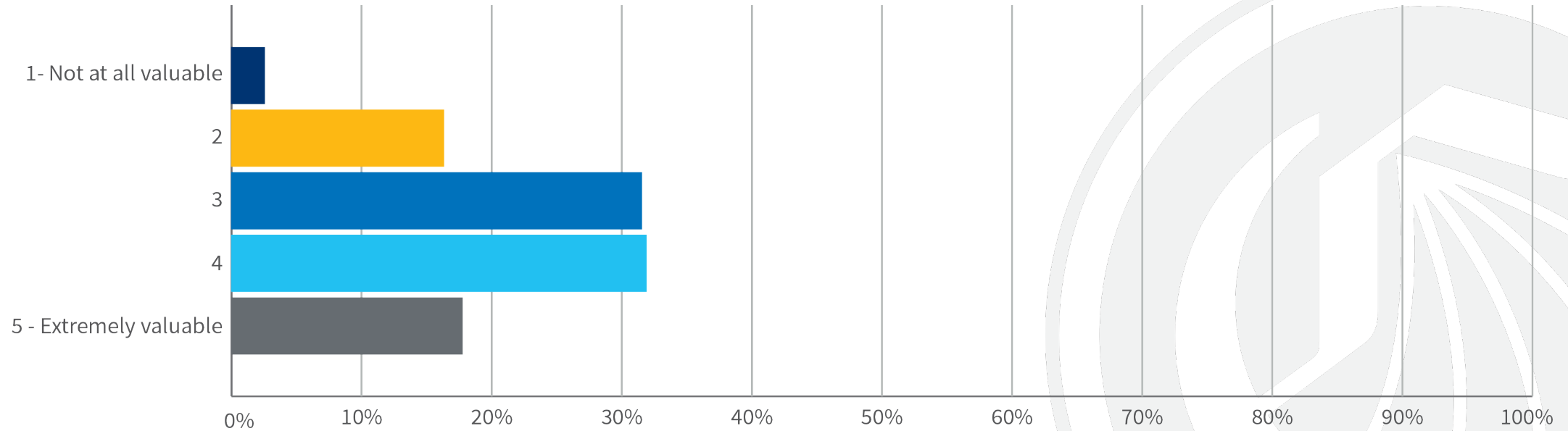
	Newsletters	Websites	Social Media	Podcasts	Vision Resource Center	Webinars	Professional Development Events	Memos	ListServ	Other
Number of Responses	402	303	67	36	192	290	197	265	404	30
Percentage of Respondents	71.91%	52.20%	11.99%	6.44%	34.35%	51.88%	35.24%	47.41%	72.27%	5.37%

# Do you read any of the following newsletters? (Select all that apply)



	Today's News	Putting Students First	CCCCO Outlook	GP Connect	First Friday Update	Digital Futures
Number of Responses	361	49	185	78	201	73
Percentage of Respondents	75.37%	10.23%	38.62%	16.28%	41.96%	15.24%

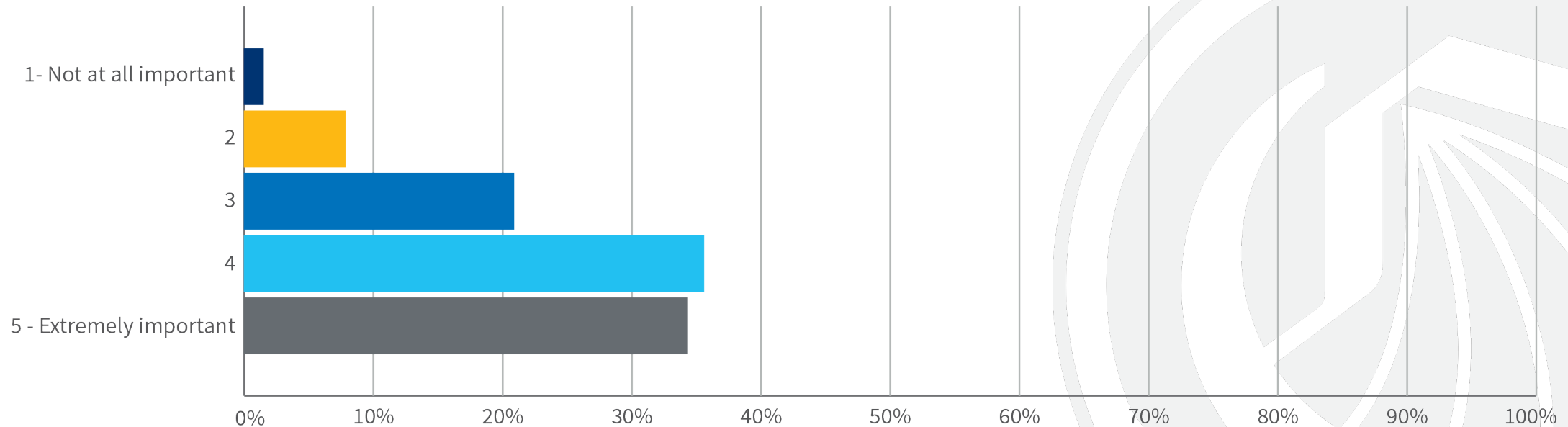
On a scale of 1-5, how valuable are the communications you receive in providing resources and tools to help you do your job?



	1 Not at all Valuable	2	3	4	5 Extremely Valuable	Total
Number of Responses	14	90	174	176	98	552
Percentage of Respondents	2.54%	16.31%	31.52%	31.88%	17.75%	

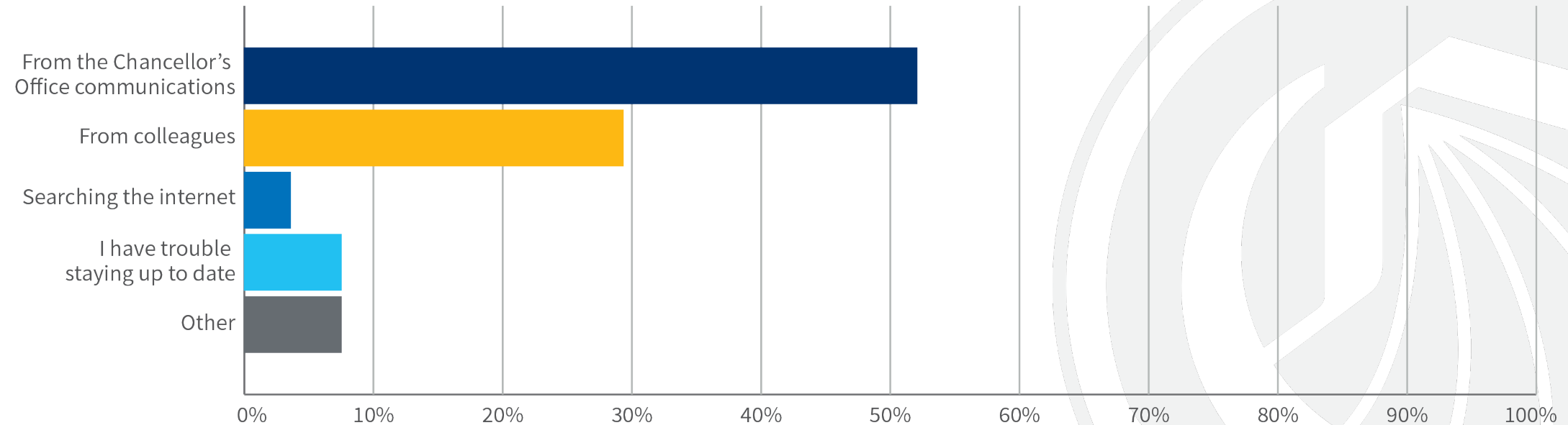


On a scale of 1-5, how important of a role do communications you receive from the Chancellor’s Office play in keeping you informed and up-to-date on California Community Colleges news and issues?



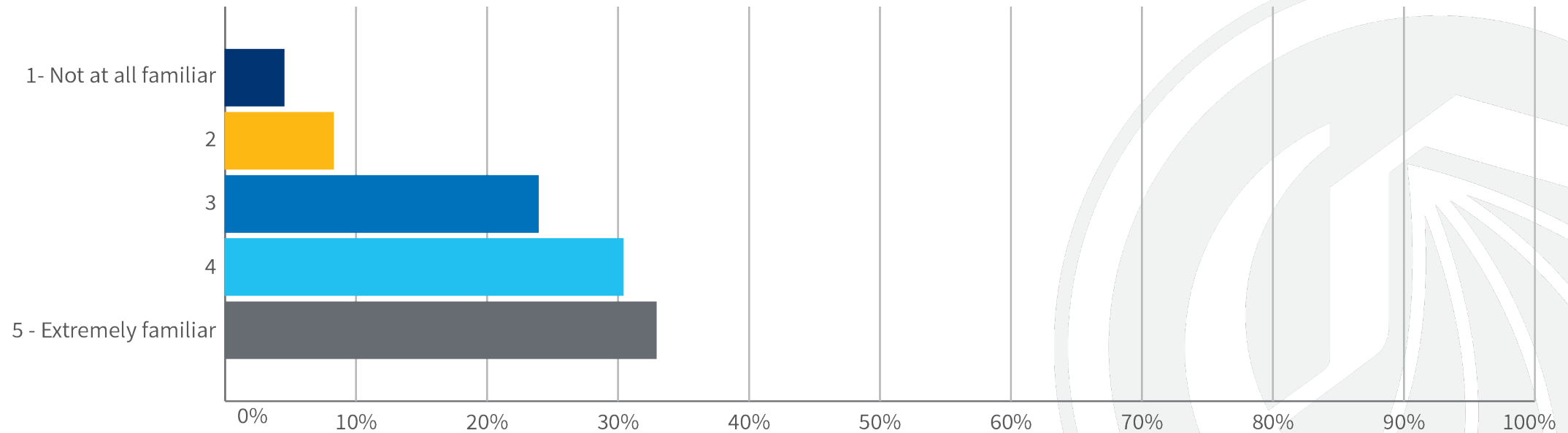
	1 Not at all Important	2	3	4	5 Extremely Important	Total
Number of Responses	8	42	112	191	184	537
Percentage of Respondents	1.49%	7.82%	20.86%	35.57%	34.26%	

# How do you primarily stay up-to-date on news, system-wide changes, and new initiatives happening throughout the California community college system?



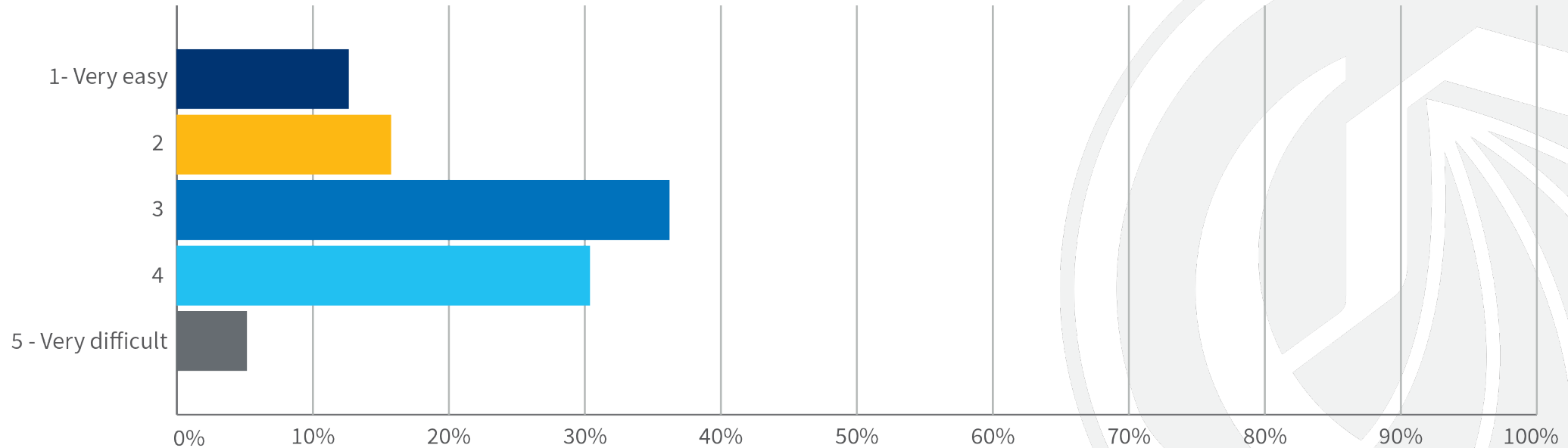
	From Chancellor's Office Communications	From Colleagues	Searching the Internet	I Have Trouble Staying Up to Date	Other	Total
Number of Responses	291	164	20	42	42	559
Percentage of Respondents	52.06%	29.34%	3.58%	7.51%	7.51%	

# On a scale of 1-5, how familiar are you with the goals and commitments of the Vision for Success?



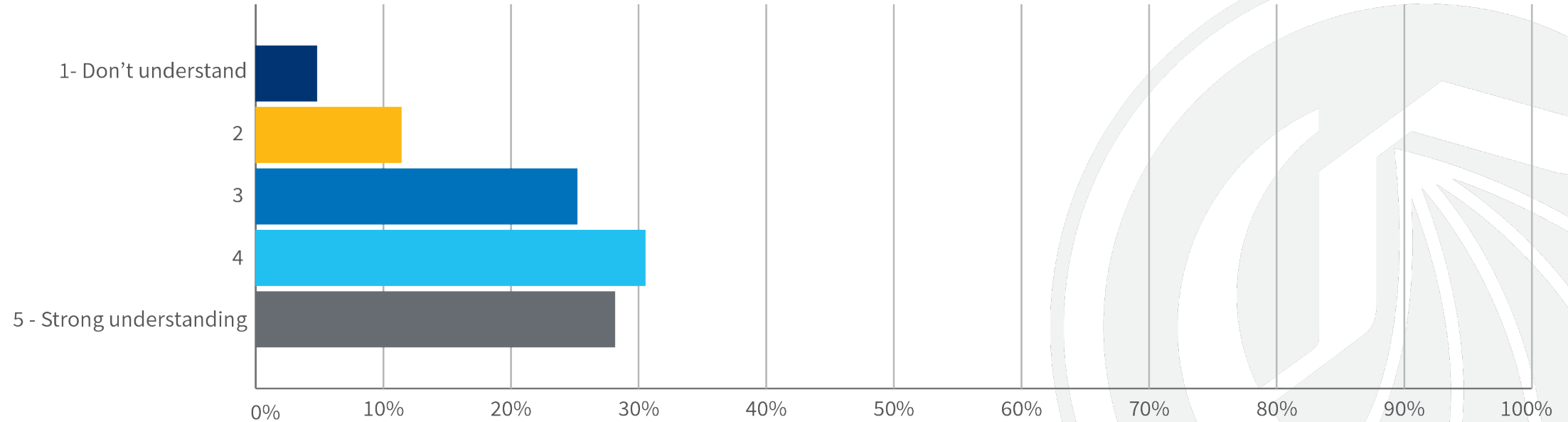
	1 Not at all Familiar	2	3	4	5 Extremely Familiar	Total
Number of Responses	25	46	133	169	183	556
Percentage of Respondents	4.50%	8.27%	23.92%	30.40%	32.91%	

# How would you rate your ability to access information about the Vision for Success and the supporting initiatives? (e.g. Guided Pathways, AB705, Student Equity and Strong Workforce)



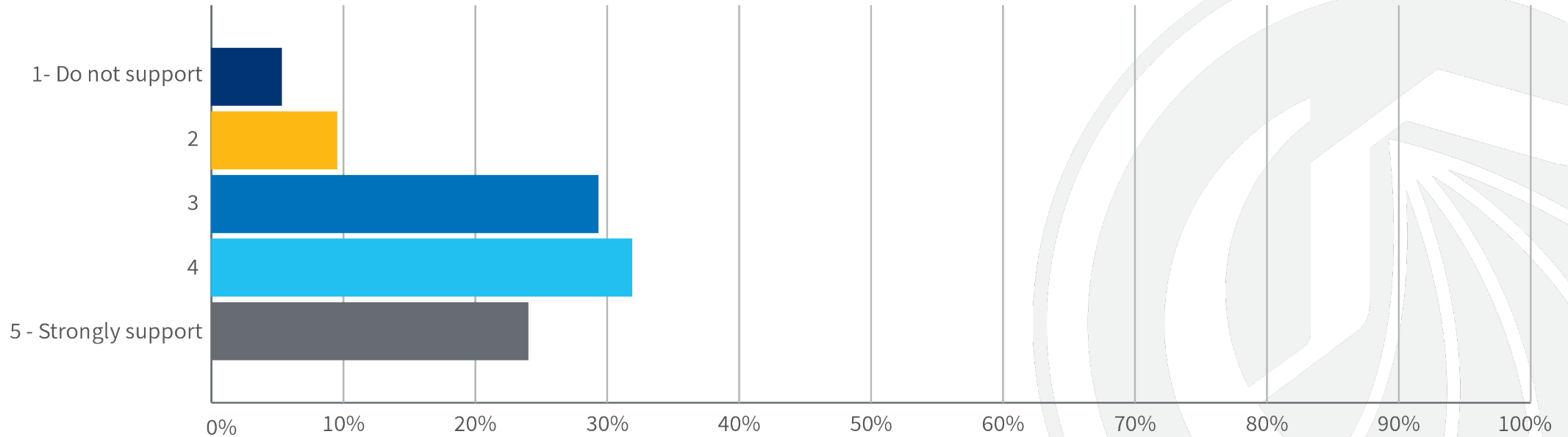
	1 Very Easy	2	3	4	5 Very Difficult	Total
Number of Responses	69	86	198	166	28	547
Percentage of Respondents	12.61%	15.72%	36.20%	30.35%	5.12%	

# How would you rate your understanding of how your current role contributes to Vision for Success goals?



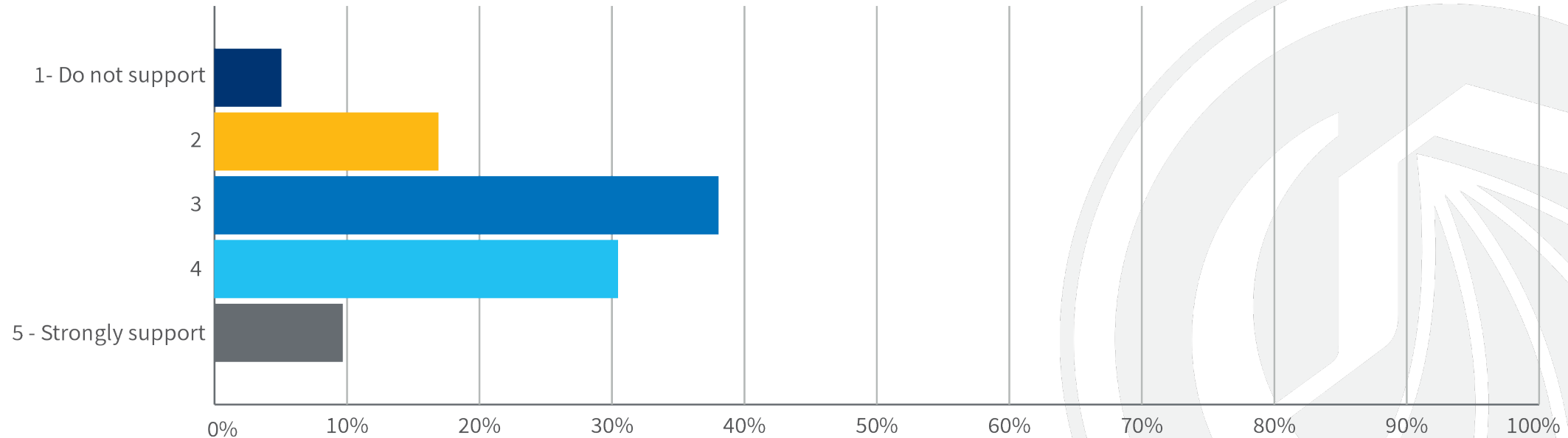
	1 Don't Understand	2	3	4	5 Strong Understanding	Total
Number of Responses	26	62	137	166	153	544
Percentage of Respondents	4.78%	11.40%	25.18%	30.51%	28.13%	

# On a scale of 1-5, how would you rate your personal level of support for the Vision for Success?



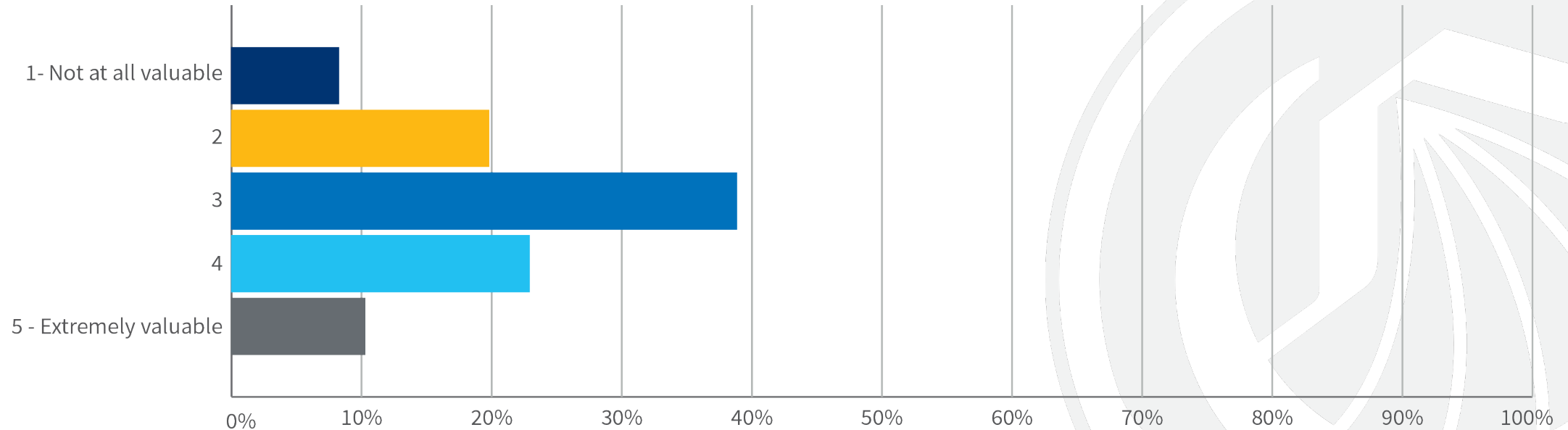
	1 Do Not Support	2	3	4	5 Strongly Support	Total
Number of Responses	29	52	160	174	131	546
Percentage of Respondents	5.31%	9.52%	29.31%	31.87%	23.99%	

On a scale of 1-5, how would you rate the level of support for the Vision for Success among your colleagues in similar roles?



	1 Do Not Support	2	3	4	5 Strongly Support	Total
Number of Responses	27	91	205	164	52	539
Percentage of Respondents	5.01%	16.88%	38.03%	30.43%	9.65%	

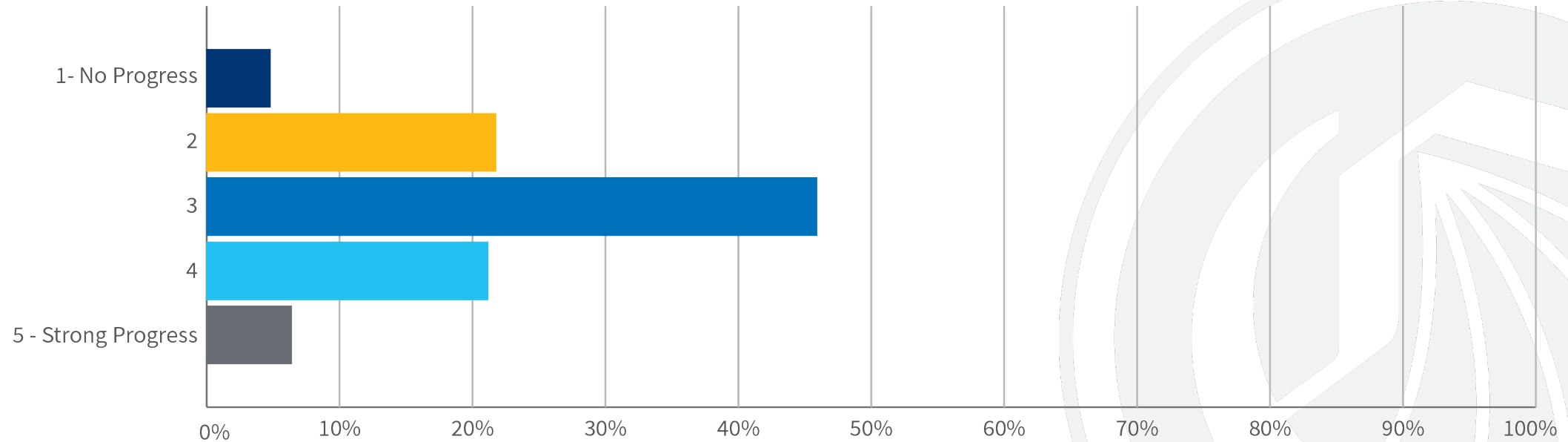
On a scale of 1-5, how valuable are tools and resources provided by the Chancellor's Office in helping you understand how you can contribute to Vision for Success goals?



	1 Not at all Valuable	2	3	4	5 Extremely Valuable	Total
Number of Responses	45	108	212	125	56	546
Percentage of Respondents	8.24%	19.78%	38.83%	22.90%	10.26%	

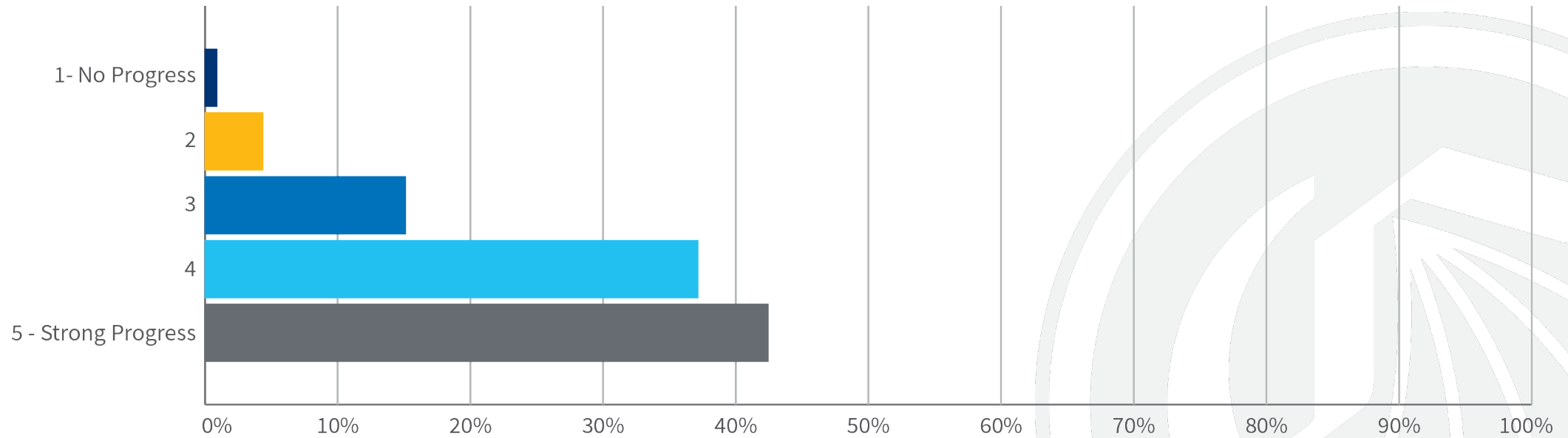


# On a scale of 1-5, how much progress have you seen toward achieving the goals outlined in the Vision for Success?



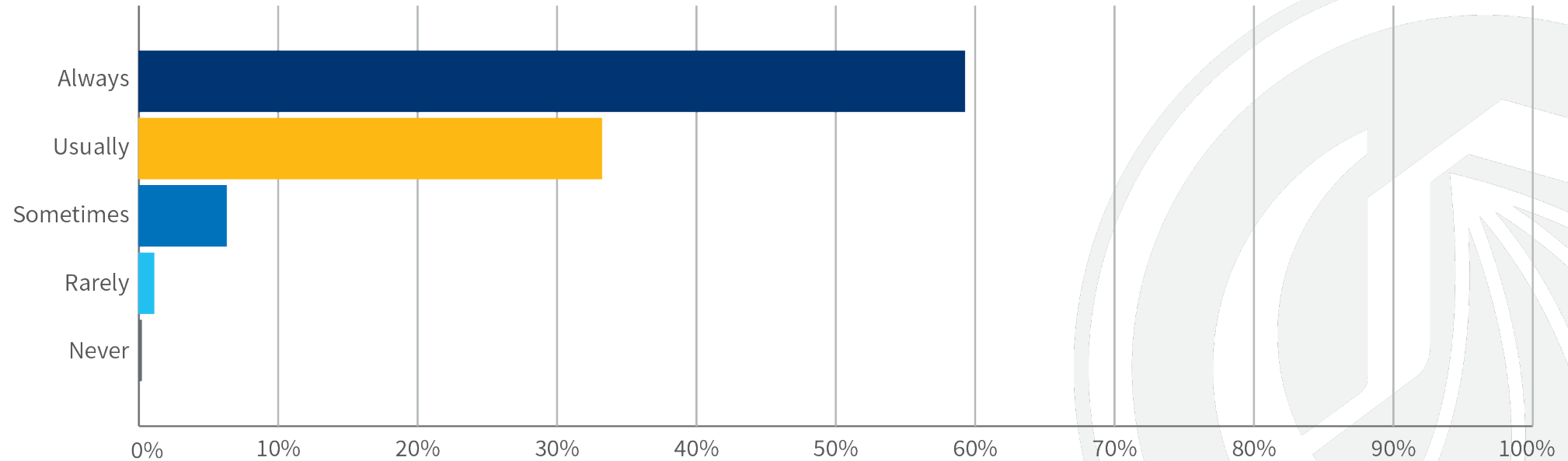
	1 No Progress	2	3	4	5 Strong Progress	Total
Number of Responses	24	109	230	106	32	501
Percentage of Respondents	4.79%	21.76%	45.91%	21.16%	6.39%	

# On a scale of 1-5, how familiar are you with Guided Pathways?



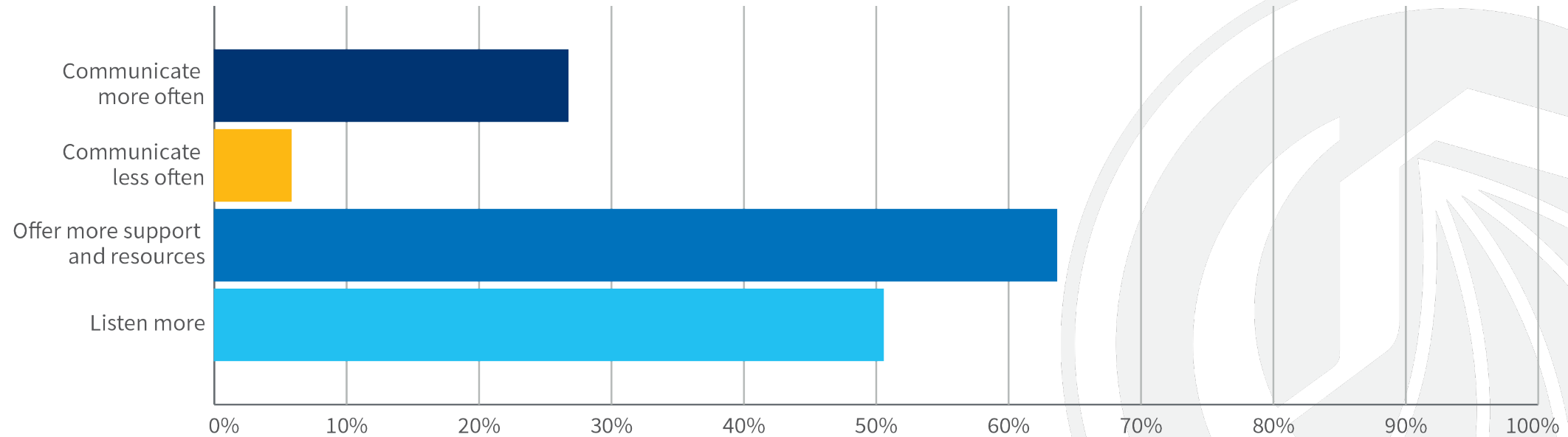
	1 Not at all Familiar	2	3	4	5 Extremely Familiar	Total
Number of Responses	5	24	83	204	233	549
Percentage of Respondents	0.91%	4.37%	15.12%	37.16%	42.44%	

# How often do you open emails you receive from the Chancellor's Office?



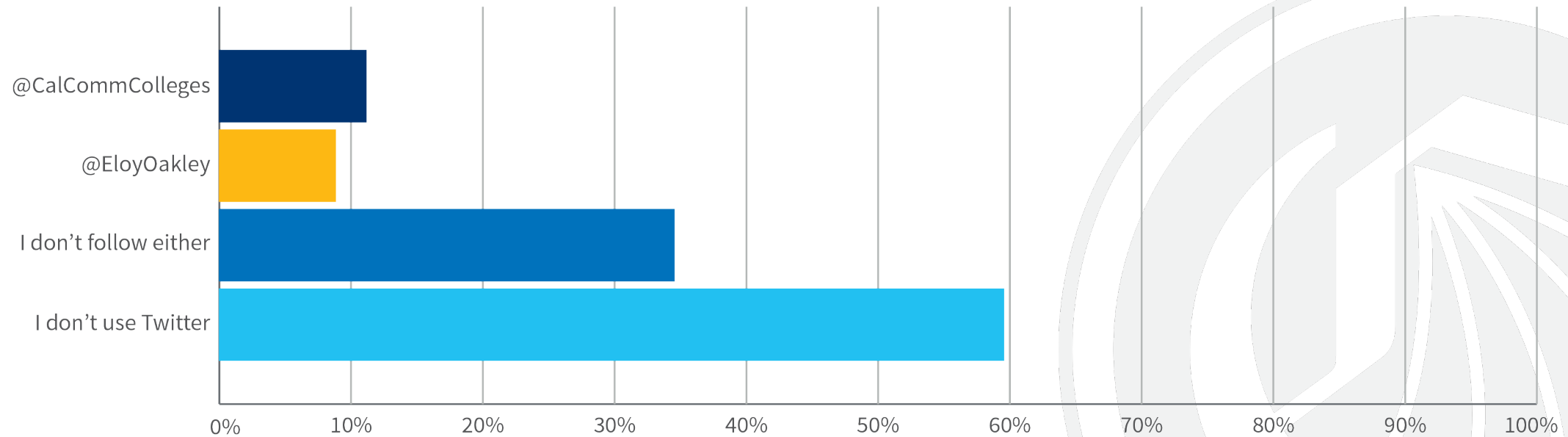
	Always	Usually	Sometimes	Rarely	Never	Total
Number of Responses	330	185	35	6	1	557
Percentage of Respondents	59.25%	33.21%	6.28%	1.08%	0.18%	

# How can the Chancellor's Office better support your needs in your current role? (Check all that apply)



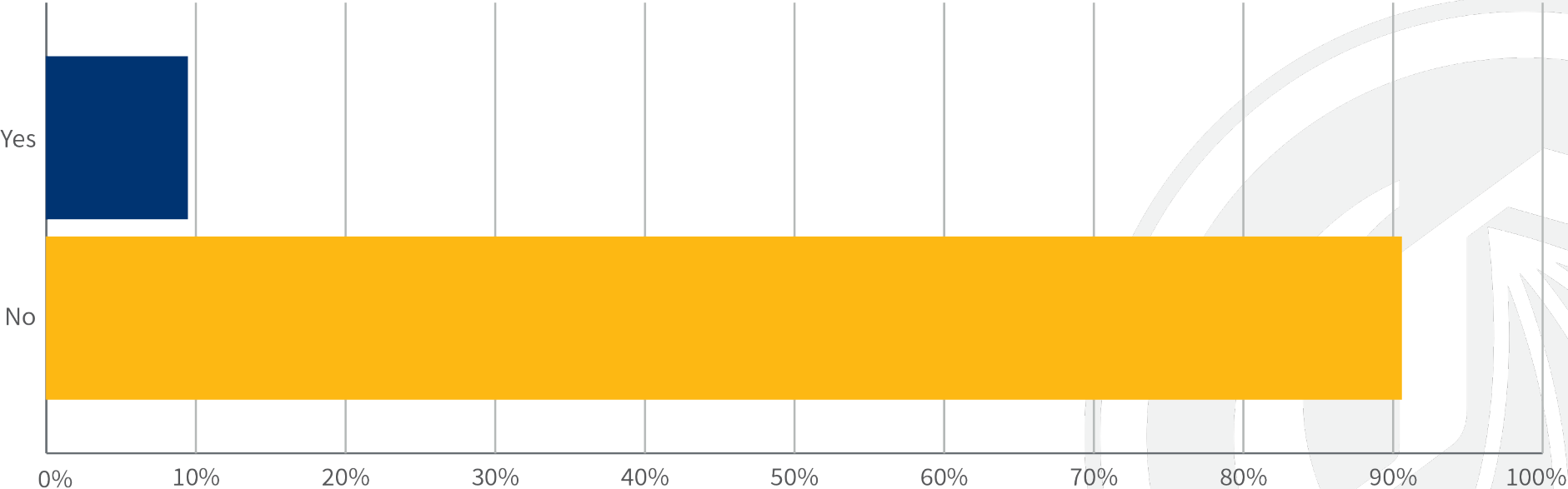
	Communicate More Often	Communicate Less Often	Offer More Support and Resources	Listen More
Number of Responses	147	32	350	278
Percentage of Respondents	26.73%	5.82%	63.64%	50.55%

# Do you follow either of the following Chancellor's Office related Twitter accounts?



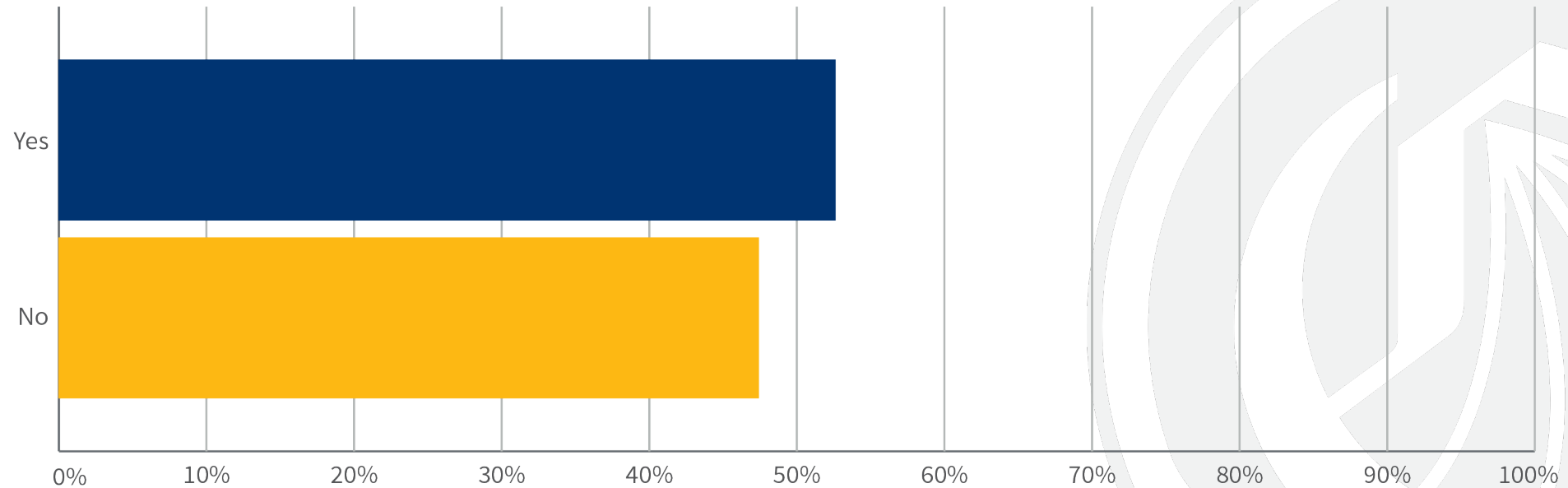
	@CalCommColleges	@EloyOakley	I Don't Follow Either	I Don't Use Twitter
Number of Responses	62	49	192	331
Percentage of Respondents	11.15%	8.81%	34.53%	59.53%

# Do you listen to the Chancellor's Podcast?



	Yes	No	Total
Number of Responses	52	499	551
Percentage of Respondents	9.44%	90.56%	

# Have you heard Chancellor Oakley or any members of the Chancellor's Office team speak at a public event in the last 12 months?



	Yes	No	Total
Number of Responses	293	264	557
Percentage of Respondents	52.60%	47.40%	