

Chancellor's Office

Fiscal & Policy Webinar

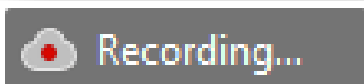
A Monthly Webinar Series by the College Finance and Facilities Planning Division

Agenda

- Apportionments Update
- SCFF Dashboard
- Q&A

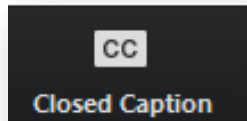


Housekeeping Announcements




This presentation is being recorded.

Located on the tool bar at the bottom of your screen:



Read live captions.



Enter questions for the presenters, and read their responses.

Apportionments

- 2019-20 R1 June Revision
- 2020-21 P2 Calculations
 - Total Computational Revenue
 - Available Revenues
- 2021-22 Preview
 - Rate Changes
 - Deferral repayments



Fiscal & Policy Update

2019-20 Recalculation June Revision

2019-20 Recalculation TCR Revisions

	R1 Feb 2021	R1 Jun 2021	Change
Base (FTES + Basic)	5,209,385,704	5,214,234,555	4,848,851
Supplemental	1,389,082,596	1,389,265,560	182,964
Student Success	694,741,171	694,741,171	-
SCFF Calculated Revenue	7,293,209,471	7,298,241,286	5,031,815
2019-20 Hold Harmless	154,299,405	149,394,736	(4,904,669)
2019-20 TCR	7,447,508,876	7,447,636,022	127,146

2019-20 R1 – Certification Update

	R1 Feb 2021	R1 Jun 2021	Change
2019-20 Statewide TCR	7,447,508,876	7,447,636,022	127,146
Property Tax	3,603,139,228	3,603,139,228	-
Excess Property Tax	(386,640,400)	(386,640,400)	-
Enrollment Fees	426,668,262	426,668,262	-
EPA (Prop 30)	522,499,340	522,499,340	-
General Fund	3,252,976,342	3,252,976,341	(1)
Total Revenue	7,418,642,772	7,418,642,771	(1)
Revenue Deficit	(28,866,104)	(28,993,251)	(127,147)
Deficit Factor (district level)	0.4243%	0.4261%	.0018

2019-20 Recalculation

To the extent any 2019-20 audit findings related to apportionments are applicable, we anticipate releasing an updated 2019-20 R1 to reflect those adjustments.

Fiscal & Policy Update

2020-21 Second Principal Apportionment



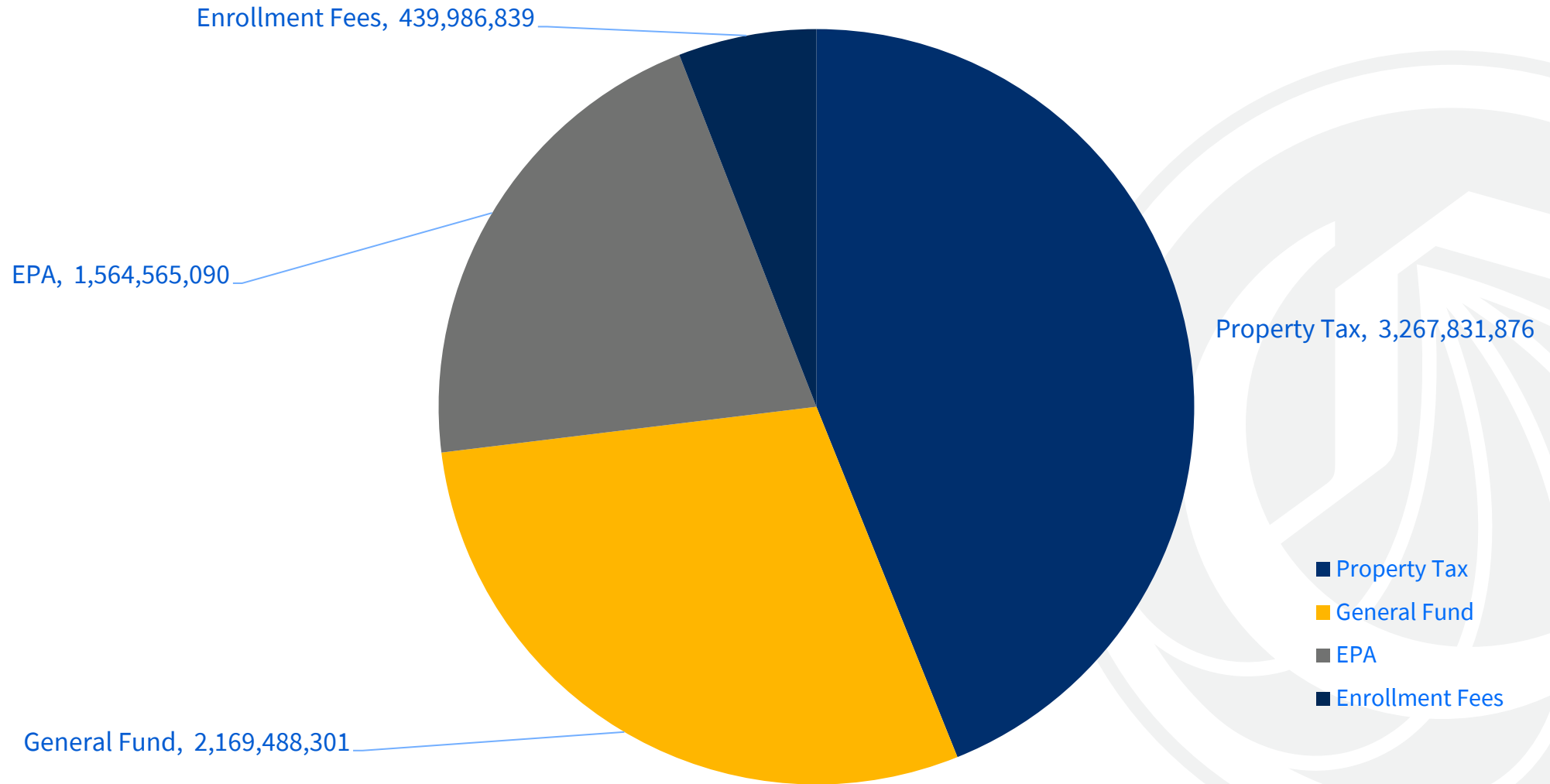
2020-21 TCR Changes from P1 to P2

	P1 Feb 2021	P2 Jun 2021	Change
Base (FTES + Basic)	5,141,480,608	5,156,959,654	15,479,046
Supplemental	1,371,304,752	1,371,161,604	(143,148)
Student Success	762,375,365	762,442,830	67,465
(A) SCFF Calculated Revenue	7,275,160,725	7,290,564,088	15,403,363
(B) PY SCFF Calculated Revenue	7,293,209,471	7,298,241,286	5,031,815
(C) 2020-21 HH Revenue	7,177,509,299	7,177,509,299	-
2020-21 Stability Adjustment	83,564,755	75,398,132	(8,166,623)
2020-21 HH Adjustment	132,505,932	128,239,315	(4,266,617)
2020-21 TCR (Max A, B, C)	7,491,231,412	7,494,201,535	2,970,123

2020-21 Certification Update

	P1 Feb 2021	P2 Jun 2021	Change
2020-21 TCR (Max A, B, C)	7,491,231,412	7,494,201,535	2,970,123
Property Tax	3,608,037,218	3,689,869,679	81,832,461
Excess Property Tax	(409,439,820)	(422,037,803)	(12,597,983)
Enrollment Fees	429,201,906	439,986,839	10,784,933
EPA (Prop 30)	1,089,320,650	1,564,565,090	475,244,440
General Fund	2,611,068,435	2,169,488,301	(441,580,134)
Total Revenue	7,328,188,389	7,441,872,106	113,683,717
Revenue Deficit	(163,043,023)	(52,329,429)	110,713,594
Deficit Factor (district level)	2.3826%	0.7641%	(1.6185)

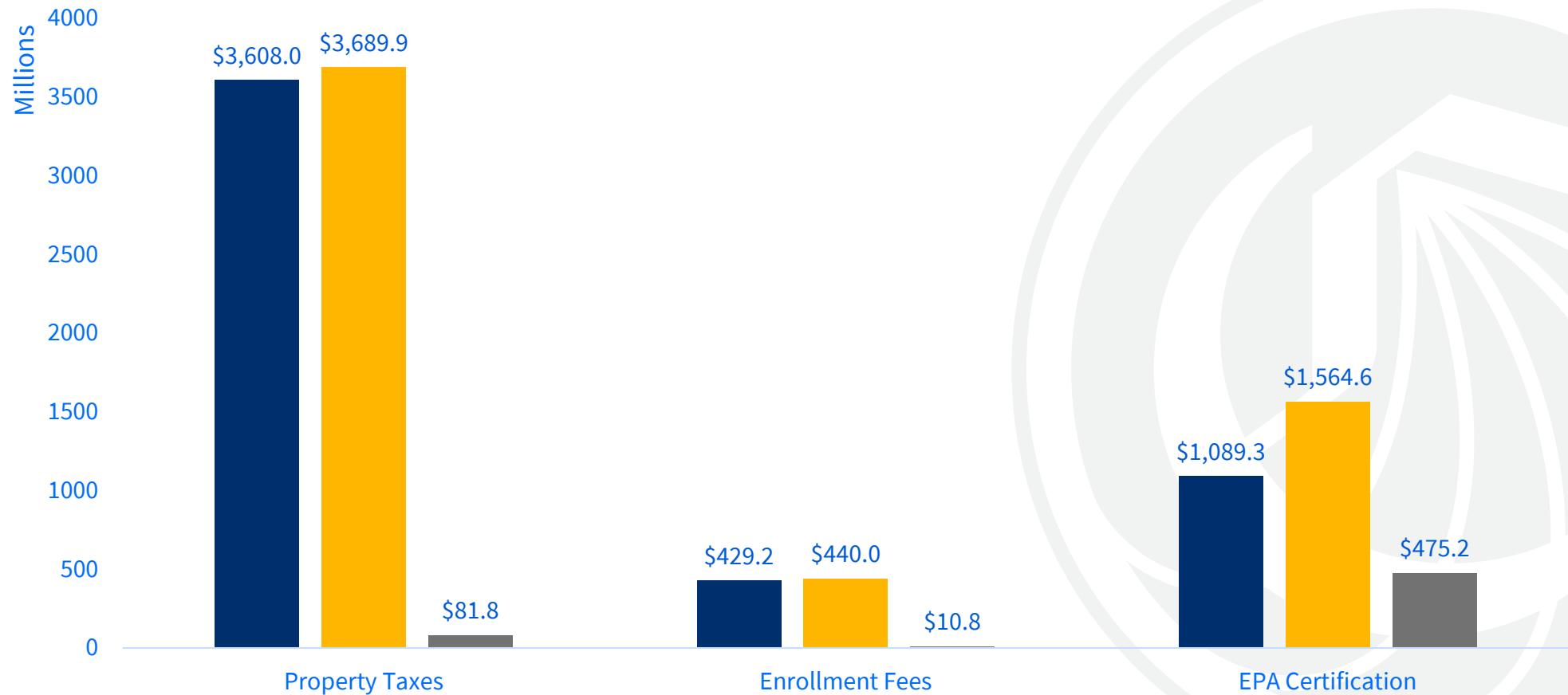
2020-21 P2 Available Revenues



Offsetting Revenues

	2020-21 P1	2020-21 P2	Increase
Total Property Taxes Reported	\$3,608,037,218	3,689,869,679	\$81,832,461
Total Enrollment Fees Reported	\$429,201,906	\$439,986,839	\$10,784,933
Education Protection Account Certification	\$1,089,320,650	\$1,564,565,090	\$475,244,440
Education Protection Account Q4 Payment	\$272,330,163	\$747,574,602	\$475,244,439

Offsetting Revenues



Fiscal & Policy Update

2021-22 Fiscal Year



Rate Changes

2021-22 Proposed Budget Act includes an estimated 4.05% COLA increase

SCFF Component	2020-21 Rates	2021-22 Rates	Increase
Base Credit ¹	\$4,009	\$4,171	\$162
Incarcerated Credit	5,622	5,850	228
Special Admit	5,622	5,850	228
CDCP	5,622	5,850	228
Noncredit	3,381	3,518	137
Supplemental Point Value	948	986	38
Student Success Main Point Value	559	582	23
Student Success Equity Point Value	141	147	6

1 – Ten districts received higher credit FTES rates as specified in statute.

Revised Deferral Repayments (Tentative)

2020-21 Payment	Was deferred from	Will be paid in
\$253,243,000	February 2021	August 2021
\$300,000,000	March 2021	August 2021
\$300,000,000	April 2021	July 2021
\$300,000,000	May 2021	July 2021
\$300,000,000	June 2021	July 2021
\$1,453,243,000	FY 2020-21	FY 2021-22

\$414 million in Student Equity and Achievement funds were converted to general funds to meet the \$1.453 billion in 2020-21 deferrals.



Student Centered Funding Formula Dashboard


Phase 2 Update

Student Centered Funding Formula Driving Tenets

Compels us to reexamine our policies and practices to align with the *Vision for Success*. The Student Centered Funding Formula is one of several connected efforts aimed at reaching the *Vision* goals.

The Student Centered Funding Formula is a three-part model that (1) supports costs of education by linking funding to enrollment, (2) recognizes higher needs of students who have historically faced barriers to success, and (3) creates financial incentives around the goals that matter to our students.

Recognize that community college finance can further reforms around equity, completion, and the Guided Pathways framework.



***The Student Centered Funding
Formula (SCFF) Compels Us to
Focus on a Student's Full Journey***

Purpose of the SCFF Dashboard Project

- The goal is to empower districts with data to enable local discussions to support a student's journey.
- The data dashboard visually tracks, analyzes, and displays trends, metrics and key data points.
- The dashboard is interactive and will not remain static – updates will be made every apportionment period.

SCFF Dashboard Phase 2:

Analysis of Counts, and Patterns of Enrollment, Equity, and Success

SCFF Dashboard Phases

Phase 1: Analysis and comparison of SB 361 and SCFF



Phase 2: Analysis of trends in student counts and funding in the supplemental allocation, the student success allocation, and funding protections. Later release will include analysis of race and ethnicity.

Phase 3: District planning tool (*Anticipated late 2021*)

Phase 2 Analyses

Enrollment: Total Students, AB540, Promise Grant recipients, Pell Grant recipients

Trends in success and success equity counts over three years.

Breakdown of Funding Allocation: Funds per metric as a share of funding allocation and TCR.

Student success completions compared to total headcount.

Trends in Funding Protections, amount and amount as share of TCR.

Factors Influencing Funding Protections

Many factors will influence hold harmless and stability protections.

- Enrollment: a significant percent of the SCFF is still reliant on funding per FTE and therefore any gains or losses in student enrollment will affect funding levels.
- District revision of Cost of Attendance or application of revised SEARS methodology for financial aid.
 - In February 2020 (and again in September 2020) the Chancellor's Office sent out a memo regarding changes in the methodology for estimating student expense budgets. The new methodology allows for regional cost estimates that better account for differences in cost of living by region.

Phase 2 Details



Student Centered Funding Formula Dashboard

The Student Centered Funding Formula (SCFF) was adopted in the 2018–19 state budget as a new way to allocate funding to community college districts. The SCFF provides funding that supports access through enrollment-based funding, student equity by targeting funds to districts serving low-income students, and student success by providing districts with additional resources for student’s successful outcomes.

More information about the SCFF, including the FAQ and Metric definitions, can be found at the [Student Centered Funding Formula](#) page. For more information, contact us at apportionments@cccco.edu.

Dashboard 1

Prior Formula Comparison to SCFF.

[LAUNCH THE DASHBOARD](#)

Dashboard 2

Analysis of Counts and Patterns Across the SCFF.

[LAUNCH THE DASHBOARD](#)

Dashboard 3

Coming Late 2021

Student Centered Funding Formula Dashboard

[Student Centered Funding Formula Dashboard SCFF vs. SB361 Comparison Tool](#)

[Student Centered Funding Formula Dashboard Analysis of Counts and Patterns of Enrollment, Equity, and Success](#)

Statewide SCFF Funding FY 20-21

Use: This page displays enrollment counts for the Base and Supplemental allocations of the formula. Data are displayed for a single year, to change the year use the drop down menu on the right side of the screen.

Understanding the Data: Enrollment data are displayed as counts and as a share of unduplicated district headcount. The percent share analysis aids in understanding the magnitude of each population compared to total enrollment at the district level. The charts show enrollment counts: Total FTES in the Base allocation, and California Promise Grant Recipients and Pell Grant recipients in the Supplemental allocation. The charts display number changes and percent changes in these counts from 2017-18 through 2019-20.



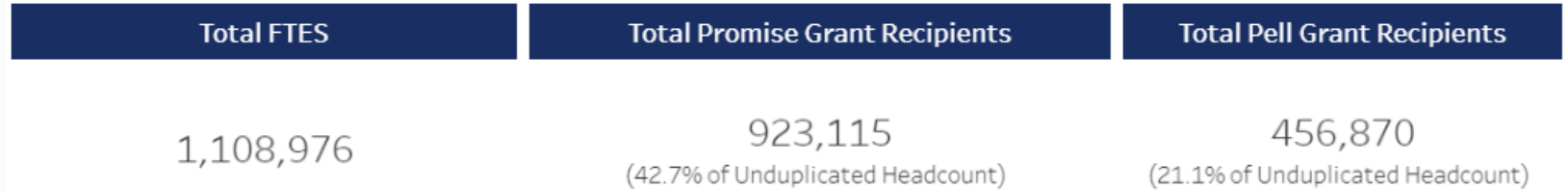
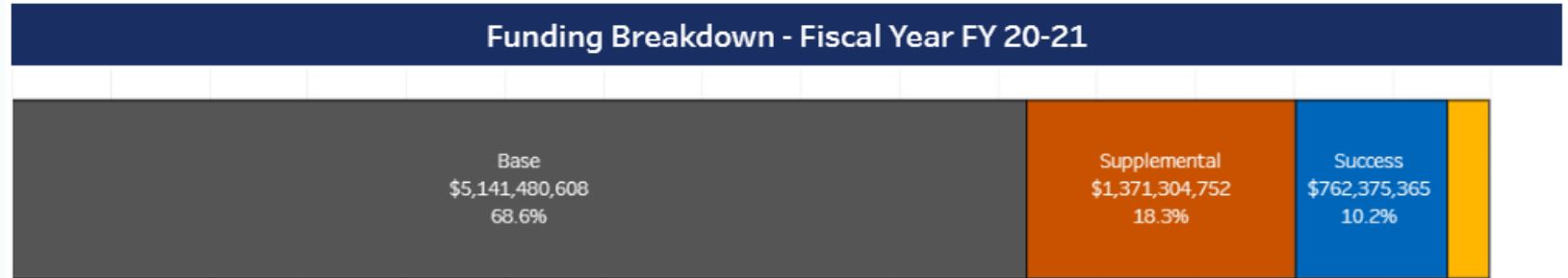
Statewide Metrics



Explore My District

Compare Student Success and Success Equity Outcomes

Breakdown of Funding Allocation



Data Used in the SCFF

- The calculations rely upon FTES counts (base) or headcounts (supplemental) provided by the districts.
- Student success calculations also rely on headcounts, but two metrics are provided by external sources (regional living wage & 4-year transfers).
- The SCFF is primarily a mechanism to determine funding and is not a standalone metric for assessing overall college operations.
- Raw data files are available on the Dashboard webpage.

Source Data

- Funding amounts can also be found on districts' Exhibit C.
- Metrics are self-reported by districts through MIS.
- The bottom of each page provides methodology information.



California
Community
Colleges

FIND A COLLEGE APPLY FOR COLLEGE DATA NEWS & MEDIA CONTACT

HOME

STUDENTS ▾

COLLEGE PROFESSIONALS ▾

ABOUT US ▾

SEARCH Q

Footnotes/Methodology: To calculate funding the SCFF uses FTES counts from the current year and California Promise Grant and Pell Grant counts from prior years. However, for simplicity the data on this page compares counts for FTES and financial aid recipients across the data reporting years.

Total Funding Protections: In 2020-21 this total includes both 2017-18 TCR plus COLA Hold Harmless Revenue and the statutory SCFF TCR Stability Protection Adjustment, which beginning in 2020-21 provides the greater of current year or prior year SCFF TCR adjusted for COLA. For details of these individual funding amounts refer to Exhibit C on the Apportionment Reports: <https://www.cccco.edu/About-Us/Chancellors-Office/Divisions/College-Finance-and-Facilities-Planning/Appportionment-Reports>

Phase 2 Analysis of Counts and Patterns of Enrollment, Equity, and Success

- **Supplemental Allocation**

- Number of counts for each metric and counts as a proportion of total enrollment (example: #Pell/headcount)
- Funding per metric as a share of total supplemental funding and TCR
- Displays counts for three years: 2017-18, 2018-19, 2019-20

- **Success Allocation**

- Number of counts for each metric and counts as a proportion of total enrollment (example: #ADT/headcount)
- Funding per metric as a share of total success funding and TCR
- Displays counts for three years: 2017-18, 2018-19, 2019-20 (single year and three-year average)

- **Funding Protections Analysis**

- Trends over the three-year period and comparison to statewide average
- Amount by district, Amount by district as a percent of district's TCR
- Context for evaluating funding protections including magnitude of enrollment change, low-income enrollment share, and student success completion share compared to statewide average

Phase 2 Demo



Thank You!

Explore the Student Centered Funding Formula Dashboard

<https://www.cccco.edu/About-Us/Chancellors-Office/Divisions/College-Finance-and-Facilities-Planning/Student-Centered-Funding-Formula>



Fiscal & Policy Webinar

Chat Box Q & A



SAVE THE DATE



ANNUAL BUDGET WORKSHOP

THURSDAY, JULY 29, 2021
9AM-1PM



The Annual Budget Workshop provides the California Community Colleges with an opportunity to learn about the 2021-2022 California State Budget, and its impacts on the California Community Colleges. Workshop speakers will discuss details about the 2021-2022 budget, resources for budget planning and implementation, and provide perspectives on the various investments.

For more information on the state budget, please visit the [Chancellor's Office website](#).

[Register Online](#)

Thank You for Joining!

**Next Fiscal & Policy Webinar:
Thursday, September 30, at 11AM**



Fiscal Standards and Accountability Unit

Contact	Subject Matter
Rafael Artiga, rartiga@cccco.edu	CCFS-311, CCFS-311Q, CCFS-320, Nonresident Tuition Fee, Hardship Exemption from Deferrals, Maintenance Allowance
Lorena Romero, lromero@cccco.edu	Federal Stimulus (CARES Act: HEERF and Coronavirus Relief Funds), Student Residency Classification, Student Fees
Amanda Voie, avoie@cccco.edu	District Audits, Student Fees
Jubilee Smallwood, jsmallwood@cccco.edu	FON, 50% Law, Gann Limit, CCFS-311
Alex Jiral, ajiral@cccco.edu	Fiscal Health Monitoring, CCFS-311Q
Natalie Wagner, nwagner@cccco.edu	Student Residency Classification/AB 540, Attendance Accounting

For general questions and form submission: fiscalstandards@cccco.edu

Fiscal Services Unit and Budget Office

Contact	Subject Matter
Keith Nezaam, knezaam@cccoco.edu	Director
Diane Brady, dbrady@cccoco.edu	SCFF
Randy Fong, rfong@cccoco.edu	SCFF
Anneliese Mondorf, amondorf@cccoco.edu	SCFF
Satveer Ark, sark@cccoco.edu	SCFF
Lakeisha Gulley, lgulley@cccoco.edu	Apportionments System / Budget Office
Rubindar Kaur, rkaur@cccoco.edu	Budget Office
Andie Wyatt, kw Wyatt@cccoco.edu	Budget Office
Tiyasha Watts, twatts@cccoco.edu	Budget Office

For general questions: apportionments@cccoco.edu

Facilities Planning Unit

Contact	Subject Matter
Hoang Nguyen, hnguyen@cccco.edu	Bond Administration, Climate Change and Sustainability, Emergency Preparedness, FUSION, State Capital Outlay Program and Administration, System-wide 5 Year Plan
Harold Flood, hfflood@cccco.edu	FUSION, State Capital Outlay Program and Administration
Eric Thorson, ethorson@cccco.edu	FUSION, State Capital Outlay Program and Administration
Chay Yang, cyang@cccco.edu	Climate Change and Sustainability, Educational Centers and College Approvals, FUSION, Space Inventory, State Capital Outlay Program and Administration, System-wide 5 Year Plan
Lan Yuan, lyuan@cccco.edu	FUSION, State Capital Outlay Program and Administration
Brian Turner, bturner@cccco.edu	Bond Administration, Climate Change and Sustainability, FUSION, Physical Plant and Instructional Support
Druv Bhat, dbhat@cccco.edu	Bond Administration, Energy Usage, FUSION, State Capital Outlay Program and Administration