



California Community Colleges

Fiscal & Policy Webinar

A Monthly Webinar Series by the Office of
Institutional Supports & Success

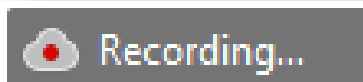
April 28, 2022

Special Edition

**Understanding the
Cost of Attendance
(COA) to Advance
Equitable Success
and SCFF Outcomes**

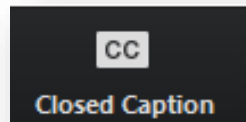


Housekeeping Announcements




This presentation is being recorded.

Located on the tool bar at the bottom of your screen:



Read live captions.



Enter questions for the presenters, and read their responses.





Special Edition

**Understanding the
Cost of Attendance
(COA) to Advance
Equitable Success
and SCFF Outcomes**



If you had the opportunity to give more students access to financial aid - without legislation or budget requests - would you take it?

64%

STUDENTS SEE COST AND COST-RELATED ISSUES AS THE TOP OBSTACLES TO THEIR SUCCESS

Data Source: California Student A Commission, 2019



California
Community
Colleges

Agenda

- Understanding COA in the context of Financial Aid and Supporting Students
- COA impact on the SCFF and district revenues
- COA benefits to students

The SCFF focuses resources on a student's full journey

Connection to Aid

Supplemental Allocation for enrollment of low-income students and for connecting them to financial aid.



Support Along Journey to Success

Success Allocation for supporting students through successful achievement in several metrics.



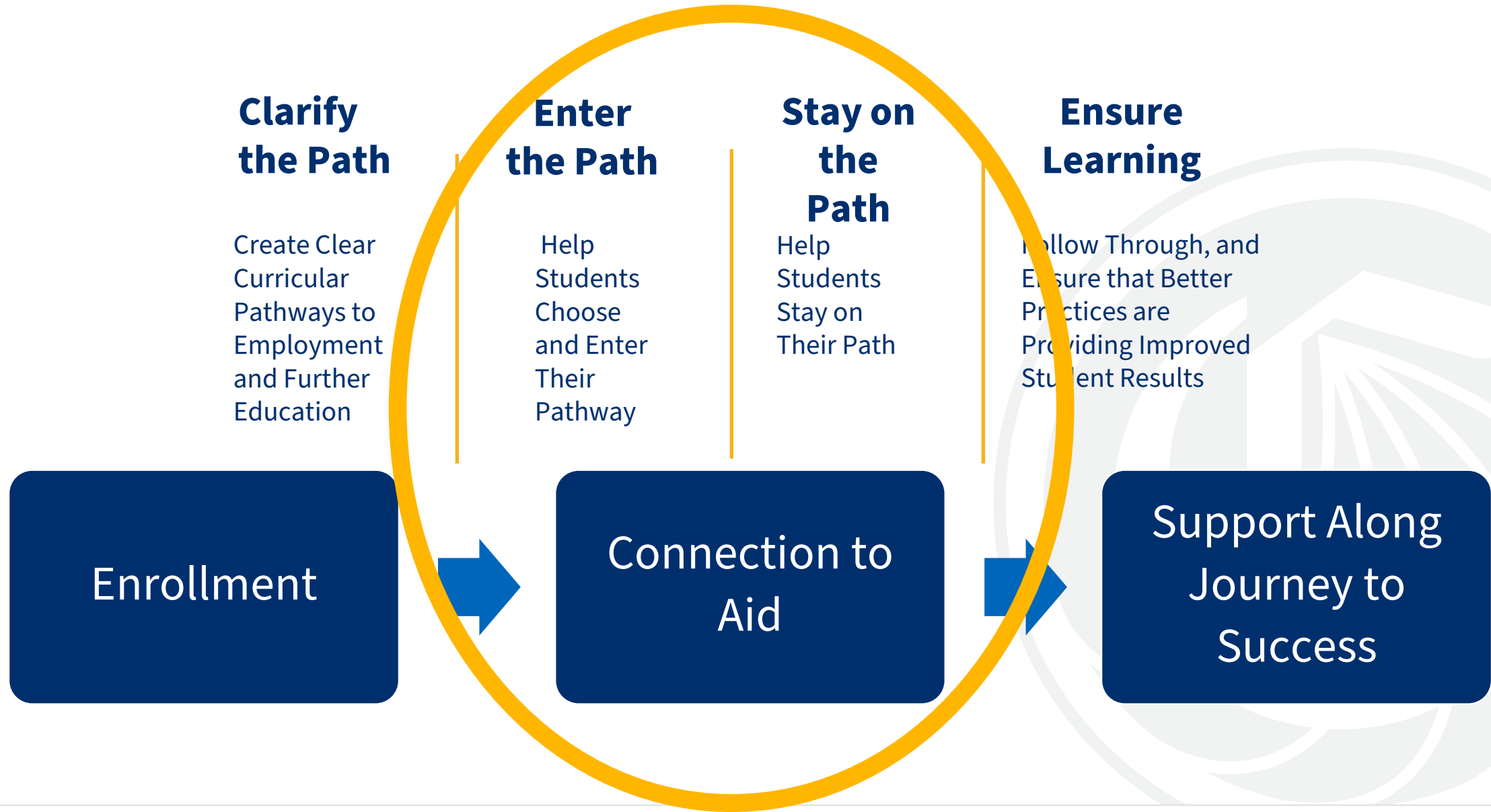
Enrollment

Base Allocation to Districts for student enrollment.

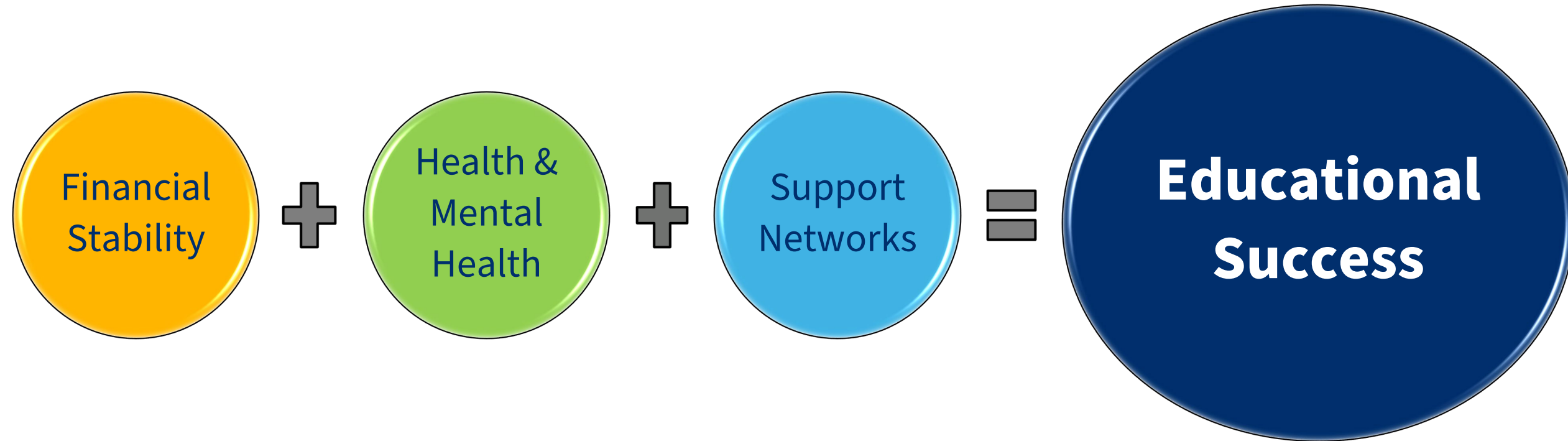


Core Tenets

- Access
- Equity
- Student Success
- Equitable Success



Social Determinants of Educational Success



Clarify problems • Maximize resources • Shift structures

Understanding Total COA

- Average annual cost to attend a particular college/university
- COA is used to calculate how much financial aid a student is eligible for, based on Expected Family Contribution from FAFSA
- $COA - EFC = \text{Financial Need}$

COST *of* ATTENDANCE



TUITION & FEES



BOOKS &
SUPPLIES



TRANSPORTATION



HOUSING



PERSONAL
EXPENSES

Definitions

COA – an estimate of a student’s educational expenses for the period of enrollment.

EFC - the amount of money the student is expected to contribute towards their own education based on results from the FAFSA/CA Dream Act Application.

Unmet Need - a student's cost of attendance minus his or her expected family contribution (EFC) and all financial aid, such as grants, scholarships, work-study, and loans. This is the amount that students and/or their families must cover out-of-pocket.

Components of COA

Components of COA

- Room & Board
- Transportation
- Books and Supplies
- Tuition & Fees
- Non resident Fees
- Personal Expenses
- Loan fees



Regional Differences

Mid-Peninsula

COA Component	At Home	Away from Home
Books & Supplies	\$1,971	\$1,971
Enrollment & Other Fees	\$1,696	\$1,696
Misc. Personal Expenses	\$3,276	\$3,843
Room & Board	\$9,081	\$17,253
Transportation	\$999	\$918
Total COA	\$17,023	\$25,681

Northern Inland

COA Component	At Home	Away from Home
Books & Supplies	\$1,970	\$1,970
Enrollment & Other Fees	\$1,368	\$1,368
Misc. Personal Expenses	\$2,008	\$2,008
Room & Board	\$6,786	\$15,084
Transportation	\$1,134	\$1,134
Total COA	\$13,266	\$21,564

Determining the COA

- **Responsibility**

- Financial aid administrators are responsible for developing and maintaining the COA.

- **Frequency**

- COA review is an ongoing process. Although comprehensive research may not be necessary on an annual basis, a yearly review of COAs is required.

Determining the COA

- Compliance
 - Reasonableness
 - Documentation
 - COA adjustments on a case-by-case basis
 - Post a Net Price Calculator on college website
 - Must report to CSAC



Determining the COA

- Data Resources
 - Existing budget information
 - State or regional cost of living surveys
 - Bureau of Labor Statistics
 - Professional financial aid associations
 - Student expense surveys



Student Expenses and Resources Survey (SEARS)

- The California Student Aid Commission (CSAC) conducts a survey on student costs to create an estimate of student expense budgets for the entire state. This survey is called the Student Expense Resources Survey (SEARS): <https://www.csac.ca.gov/sears>
- SEARS historically was conducted every three years but between 2007 and 2018 the SEARS survey was not conducted. In this period, CSAC updated its estimates of annual student expenses by making inflation adjustments. During this time many components of COA increased by more than inflation especially in certain regions: for example, In Los Angeles median home prices increased by 152% between 2010 and 2021, in the same time period in San Diego prices increased by 140% and in Santa Clara they increased by 160%
- In 2019 CSAC conducted SEARS in a manner that allowed for a regional cost breakdown in 15 microregions in the state



Implications for SCFF and Effect on District Funding

Student Centered Funding Formula

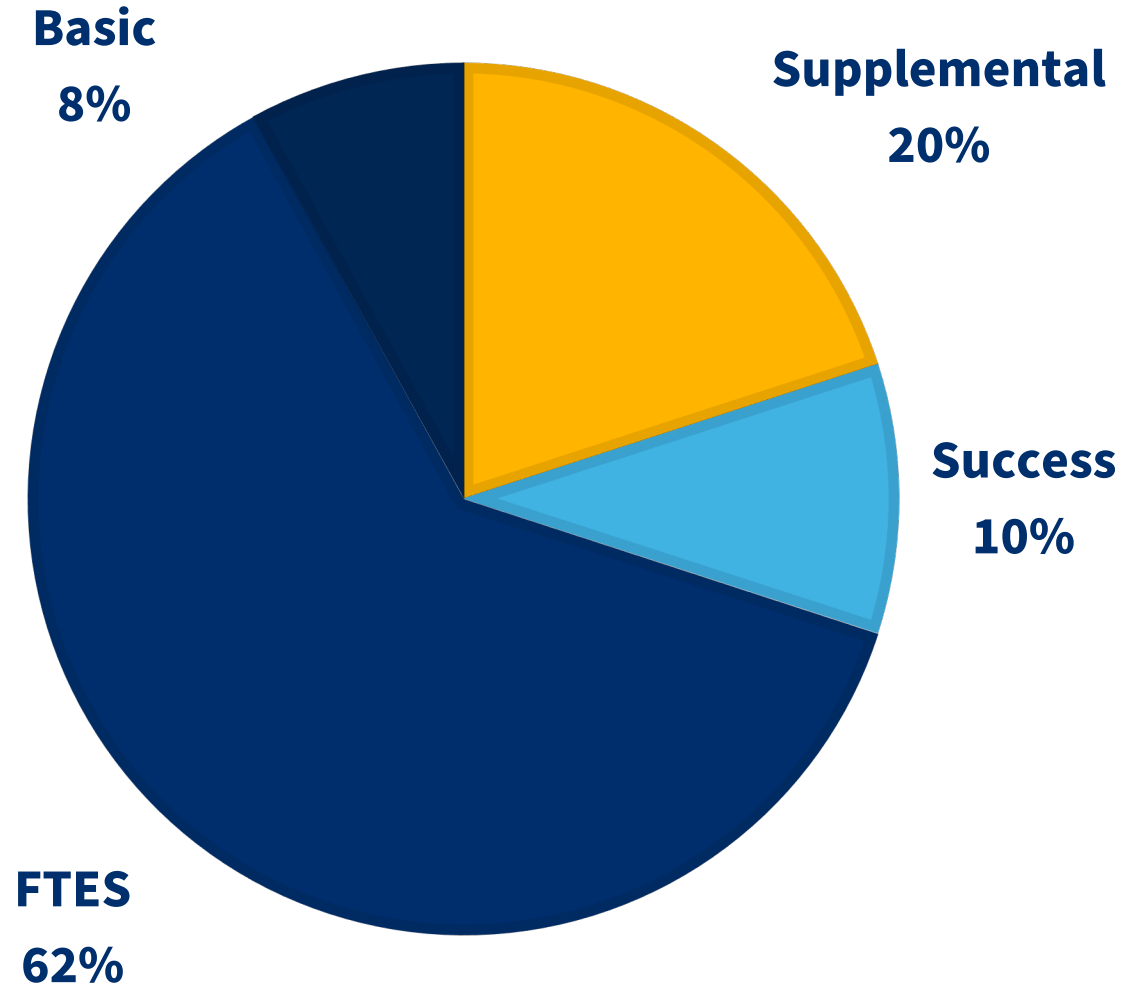
I. Base = Basic + FTES

II. Supplemental

Counts of low-income students

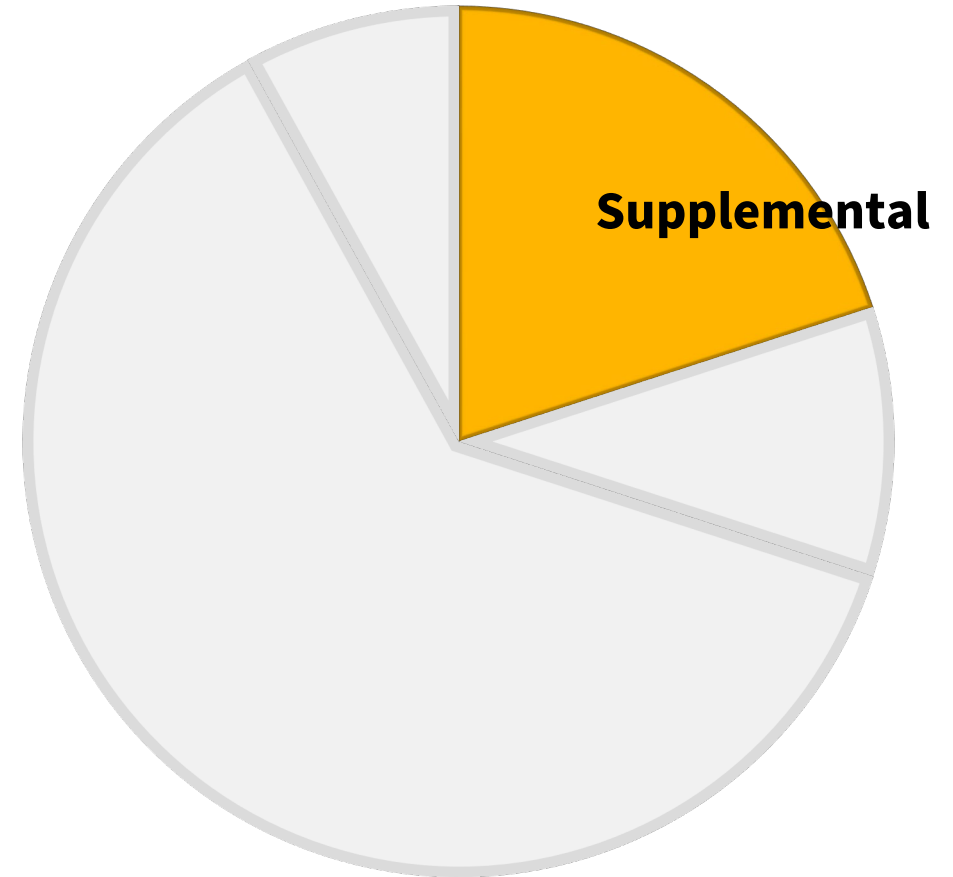
III. Success

Counts of outcomes related to the Vision for Success with equity premiums for outcome of low-income students



Supplemental Allocation

- Districts are funded on a per capita basis for 3 target student populations to promote access:
 - AB 540 students
 - Pell Grant recipients
 - Promise Grant recipients
- In 2020-21 each Pell Grant recipient and Promise Grant recipient generated \$948 for the district
- Students that received both a Pell Grant and a Promise Grant are counted in each category (this student would generate \$1,896 in revenue for the district in 2020-21).

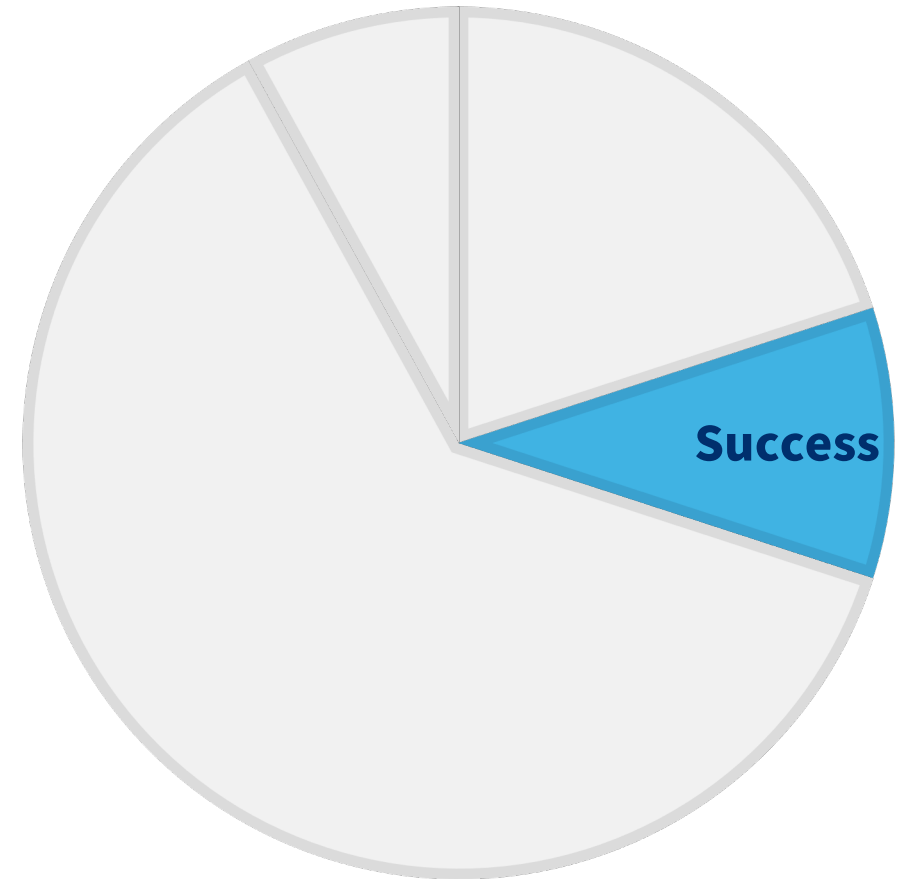


Success Allocation

Districts are funded on a per capita basis for 8 student achievement metrics.

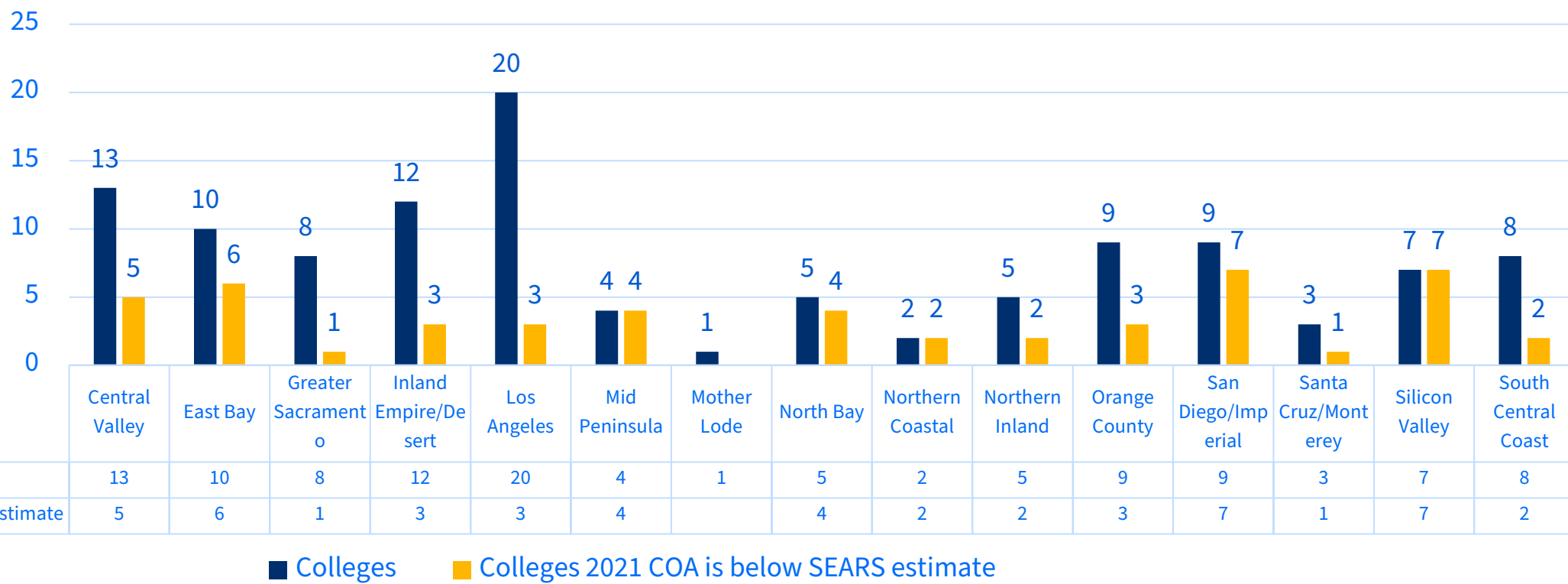
In 2020-21 funding generated by a low-income student in each of the success metrics ranged between \$141 and \$846 per metric

Outcomes achieved by Pell Grant Recipients and Promise Grant recipients Promise Grant are counted in each category



A 2022 examination of the Cost of Attendance for all California community colleges shows that many colleges are still using costs below SEARS levels.

Colleges and COA



Colleges	13	10	8	12	20	4	1	5	2	5	9	9	3	7	8
Colleges 2021 COA is below SEARS estimate	5	6	1	3	3	4		4	2	2	3	7	1	7	2

An accurate COA is a win-win for students and the districts.

- By accurately reflecting regional costs, and regularly updating these amounts, districts help students qualify for more financial aid
- Increased financial aid leads to better outcomes for students
- Increasing the number of students who qualify for financial aid results in the districts earning more revenues through the SCFF (in both the Supplemental and Student Success Allocation streams).

Frequently Asked Questions



Q&A

- **Q: Will the US Department of Education "approve" an institution's NPC?**

A: The Department does not have an approval process for institutional and State net price calculators. Institutions are responsible for determining that they are in compliance with the requirements of the statute.

- **Q: How can I tell if my college is using a COA below the regional SEARS estimate?**

A: The Chancellor's Office sent out data on the SEARS and regional cost of attendance in May of 2020 (ES 20-19). Your Financial Aid Director will be able to provide you with information about your college's COA. However, if you need additional information please contact the apportionment team and we will provide you with additional data.



**Enter
Questions into
the Q&A Box**

Chancellor's Office Principles for Financial Aid Reform

Less complex and **easier** for students and families to understand

Acknowledge the **total cost of success** for a CCC student

An **increase** to the Cal Grant award for CCC students that assists students with basic needs

A Cal Grant award that grows over time to ensure it does not lose purchasing power

If you had the opportunity to give more students access to financial aid - without legislation or budget requests - would you take it?



California Community Colleges

Thank you!

Next Fiscal & Policy Webinar:

Thursday, June 30

11:00 AM

www.cccco.edu