



**51,323**

*Athletes on CCCAA Rosters during 2016-17 and 2017-18*



**20,424**

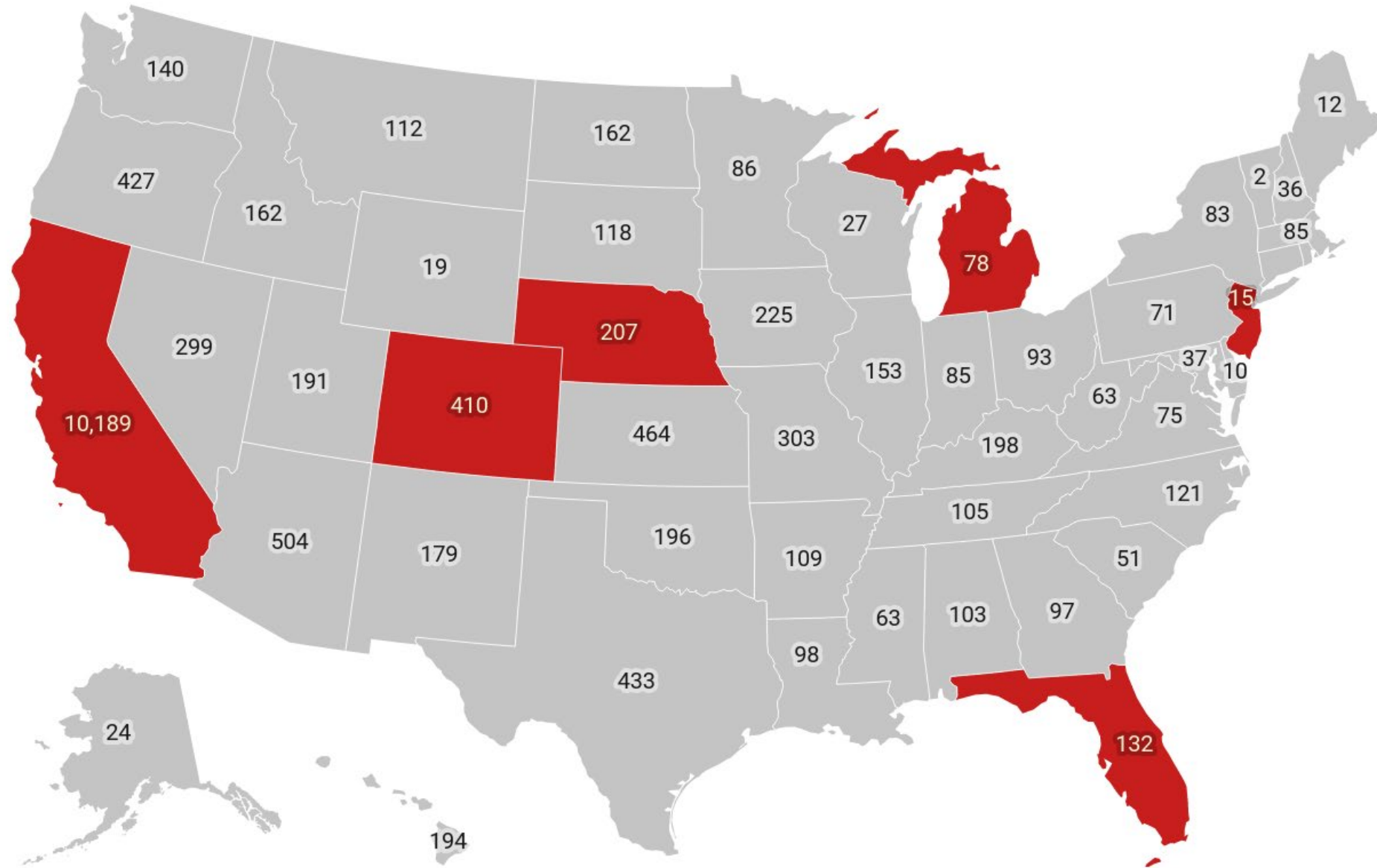
*Athlete Transfer Matches Found*




**17,101**





*Unique Athletes Transferring to an NCAA/NAIA Institution*





# CCCAA Athlete Transfers by State



 = state has enacted NIL legislation

<b>States with Enacted NIL Legislation</b>		
<b>State</b>	<b>Transfers</b>	<b>% of Total</b>
California	10,189	59.58%
Colorado	410	2.40%
Nebraska	207	1.21%
Florida	132	0.77%
Michigan	78	0.46%
New Jersey	15	0.09%
<b>States w/ NIL Subtotal</b>	<b>11,031</b>	<b>64.50%</b>
<b>States without Enacted NIL Legislation</b>		
<b>State</b>	<b>Transfers</b>	<b>% of Total</b>
Arizona	504	2.95%
Kansas	464	2.71%
Texas	433	2.53%
Oregon	427	2.50%
Other	4,242	24.81%
<b>States w/o NIL Subtotal</b>	<b>6,070</b>	<b>35.50%</b>
<b>Grand Total</b>	<b>17,101</b>	<b>100.00%</b>

Division	Athlete Transfers	% of Total
 NCAA Division I	8,031	46.96%
 NCAA Division II	5,279	30.87%
 NCAA Division III	922	5.39%
 NAIA	2,869	16.78%
<b>Grand Total</b>	<b>17,101</b>	<b>100.00%</b>

Division	State w/ NIL Legislation*	State w/o NIL Legislation	Grand Total
 NCAA Division I	5,659	2,372	<b>8,031</b>
 NCAA Division II	3,898	1,381	<b>5,279</b>
 NCAA Division III	528	394	<b>922</b>
 NAIA	946	1,923	<b>2,869</b>
<b>Grand Total</b>	<b>11,031</b>	<b>6,070</b>	<b>17,101</b>

\* = CA, CO, FL, MI, NE, and NJ