



## 2022 REPORT

# NextUp

California Community Colleges Chancellor's Office | Sonya Christian, Chancellor





California  
Community  
Colleges

**SONYA CHRISTIAN**  
Chancellor

January 1, 2024

The Honorable Gavin Newsom  
Governor of California  
State Capitol  
Sacramento, CA 95814

**RE: NextUp Foster Youth Program Legislative Report**

Dear Governor Newsom:

On behalf of the Board of Governors for the California Community Colleges, I am pleased to present to you the California Community Colleges report on the NextUp Program. NextUp, formerly the Cooperating Agencies Foster Youth Educational Support (CAFYES) program, supports the postsecondary education of current and former foster youth. This report is written in response to Senate Bill 1023 (Liu, Chapter 771, Statutes of 2014) and Senate Bill 12 (Beall, Chapter 722, Statutes of 2017).

In this report, the California Community Colleges Chancellor's Office describes the foster youth program services and supports, provides data on student outcomes and impacts, and explains recent expansions of the program.

Vice Chancellor for Educational Services and Support Rebecca Ruan-O'Shaughnessy may be contacted for questions and comments. She can be reached at 916-323-6894 or [rruan-oshaughnessy@cccco.edu](mailto:rruan-oshaughnessy@cccco.edu).

Thank you for your interest in these programs and the students they serve.

Sincerely,

A handwritten signature in black ink that reads "Sonya Christian".

Sonya Christian,  
Chancellor

Enclosure: Report

**Chancellor's Office**

1102 Q Street, Sacramento, CA 95811 | 916.445.8752 | [www.cccco.edu](http://www.cccco.edu)



# 2022 NEXTUP LEGISLATIVE REPORT

---

---

Prepared By

**California Community Colleges Chancellor's Office**  
Educational Services and Support Division



# TABLE OF CONTENTS

<b>BACKGROUND</b>	<b>1</b>
<b>PROGRAM SERVICES</b>	<b>1</b>
<b>NEXTUP OUTCOME DATA</b>	<b>2</b>
Enrollment in Credit Courses	2
Financial Aid	3
Enrollment in 9+ Units	4
Credit and Transfer-Level English	5
Credit and Transfer-Level Math	7
<b>NEXTUP PROGRAM EXPANSION</b>	<b>9</b>
<b>NEXTUP POLICY RECOMMENDATIONS</b>	<b>9</b>
<b>APPENDIX A:</b>	<b>10</b>
2020-2021 NextUp Allocation Funding	10
2021-2022 NextUp Allocation Funding	11
Campus by Campus Outcome Data	13





## BACKGROUND

The **NextUp Program** provides crucial academic, financial, health, and social resources and services for more than 4,000 students with foster care histories at 46 California community colleges. Leveraging increases in the 2022-2023 California Budget, the NextUp Program will expand to include every California community college.

Youth in foster care often do not have caregivers who can guide them through the complex process of applying for college and financial aid. Once they begin college, they often have less access to necessary social and economic resources (such as housing and financial support) than other students. Foster youth students are disproportionately impacted by poverty, housing insecurity, and homelessness, which can lead to lower academic performance, lower credit enrollment, and subsequent ineligibility for student aid.

In recognition of this student population's unique needs, Senate Bill 1023 authorized the California Community Colleges Chancellor's Office to establish the **NextUp Program**, formerly known as the Cooperating Agencies Foster Youth Educational Support (CAFYES). Senate Bill 12, Senate Bill 512, and Assembly Bill 190 have continued to expand the program since its inception.

California [Education Code 79226](#) requires the California Community Colleges Board of Governors to submit a report on the NextUp Program every two years describing the efforts to serve students who are current or former foster youth. This report shall include enrollment, retention, transfer, and completion rates of current and former foster youth and NextUp program funding.

## PROGRAM SERVICES

NextUp programs offer a comprehensive support system that helps meet the unique needs of current and former foster youth. Support from NextUp starts with significant outreach to K-12 and alternative schools, local agencies for resource families, and county child welfare agencies to guide eligible students in successfully transitioning to college.

NextUp programs have a dedicated space or "hub" on campus where NextUp participants can study, access computers and printers, receive food and snacks, build relationships with their foster youth peers, and receive support from program staff. Throughout the semester, participating students meet with program staff and academic counselors at least four times. During these meetings, students receive services such as transition planning and post-college planning, financial aid guidance, and help with priority registration.

In addition to academic guidance, NextUp participants receive resources such as food stipends, transportation vouchers, assistance with housing costs, childcare subsidies, and textbook funds. NextUp students also have access to supports such as health and mental health services, housing navigation, independent living skills development, and legal services.

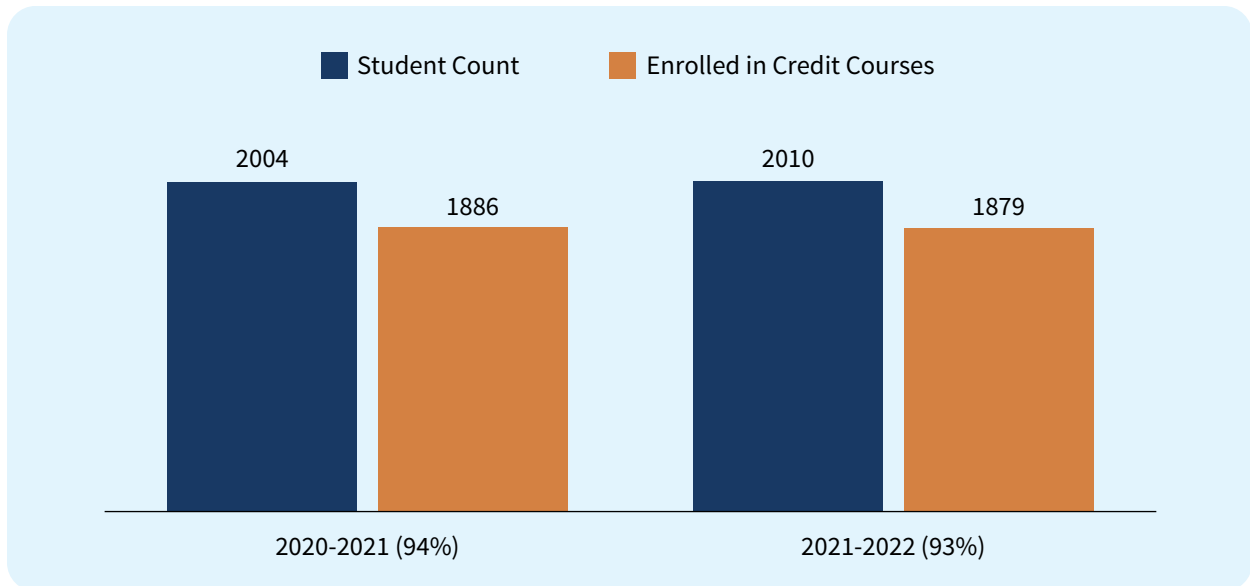
## NEXTUP OUTCOME DATA

This report includes the outcomes for NextUp students reported by colleges to the Chancellor's Office Management Information Systems (MIS). The data includes NextUp students at the 46 community colleges (n=2,004) in the 2020-21 academic year and (n=2,010) in the 2021-2022 academic year. Across multiple key student metrics, current and former foster youth students participating in the NextUp Program are experiencing greater college success.

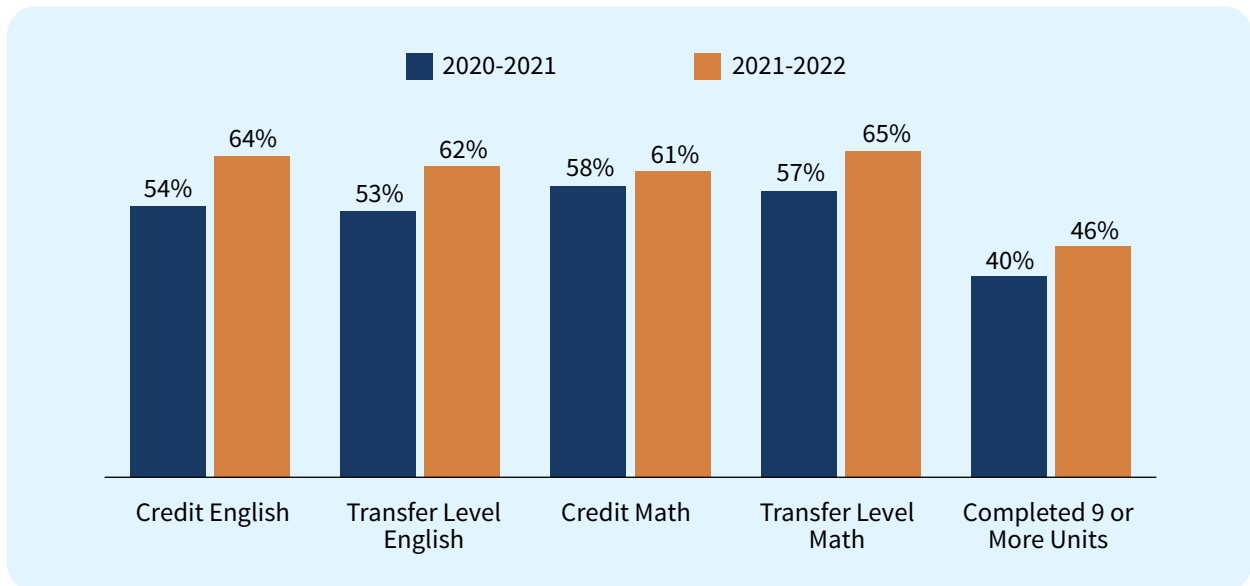
### ENROLLMENT IN CREDIT COURSES

In recent years, there has been a small drop in enrollment rates for NextUp students in the program. As shown in Graph 1, the number of students who enrolled in credit courses slightly decreased by one percentage point (or 7 students) most likely impacted by the system's statewide drop-in enrollment rates. The COVID-19 pandemic likely also had an impact on students enrolling in courses. However, in recent academic years, NextUp students who have enrolled in the program have been successful in completing their credit and transfer level English and Math courses. Graph 2 summarizes the percentage of completed courses of students who enrolled in the NextUp program and shows a positive increase throughout both academic years.

**Graph 1: Enrolled in Credit Courses**



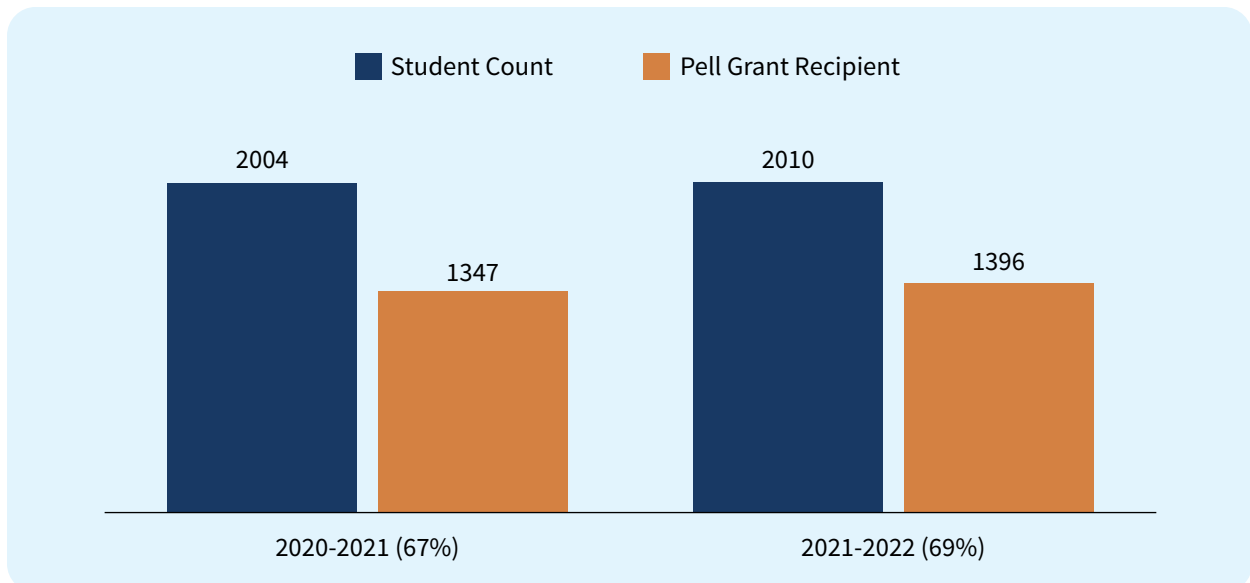
**Graph 2: Percentage Completed Courses that Enrolled in Credit and Transfer Level English and Math, and 9+ Units**



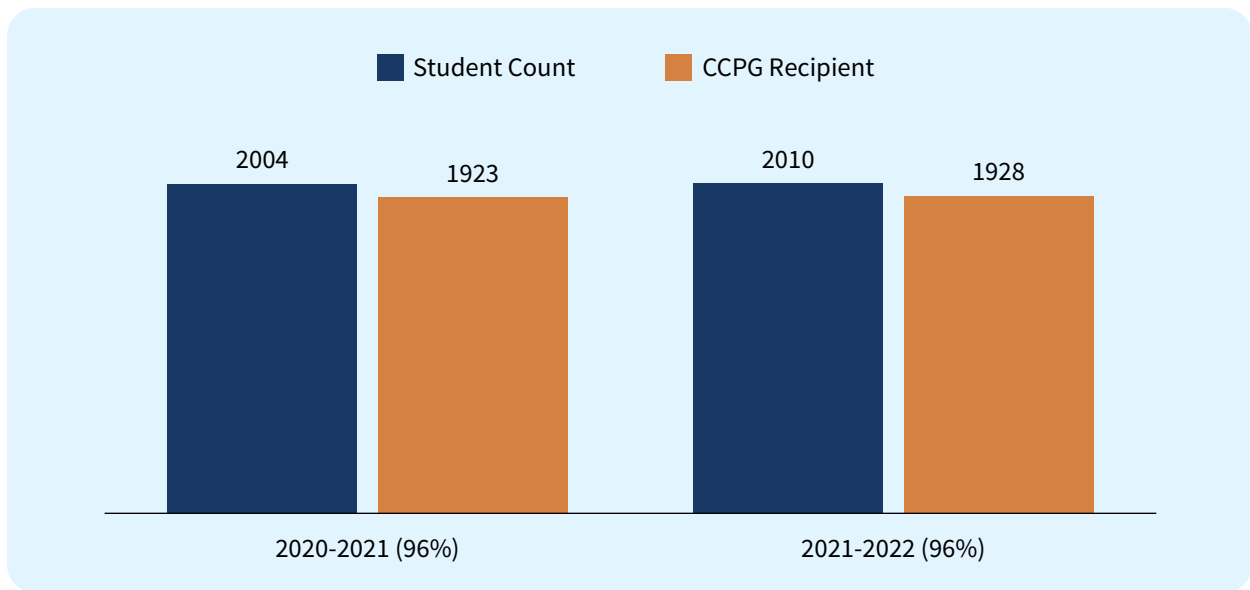
## FINANCIAL AID

Financial aid is of paramount importance for students with foster care involvement at the California community colleges. Across multiple aid programs, NextUp students are receiving financial aid more consistently than foster youth not participating in NextUp. Between the two academic years (2020-21) and (2021-22), NextUp students have continued to receive financial aid support at higher rates for Pell Grant and continued to stay consistent in receiving state aid in the California College Promise Grant awards, as shown in Graph 3 Pell Grant Receipts and Graph 4 California Promise Grant Recipients.

**Graph 3: Pell Grant Recipients**



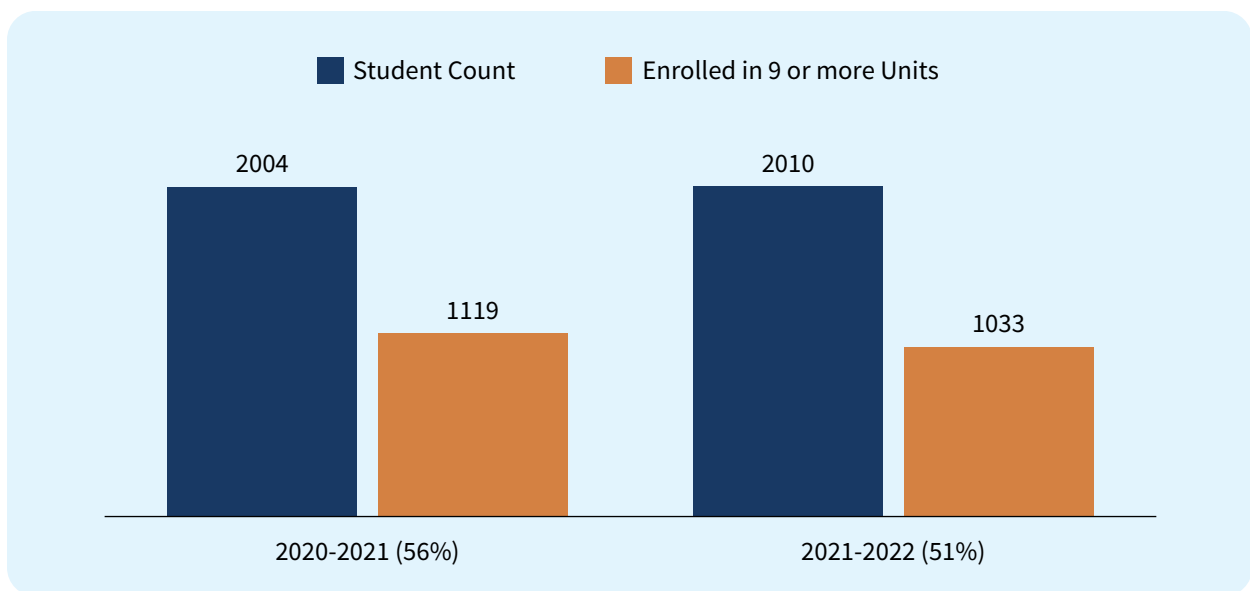
**Graph 4: California College Promise Grant (CCPG) Recipients**



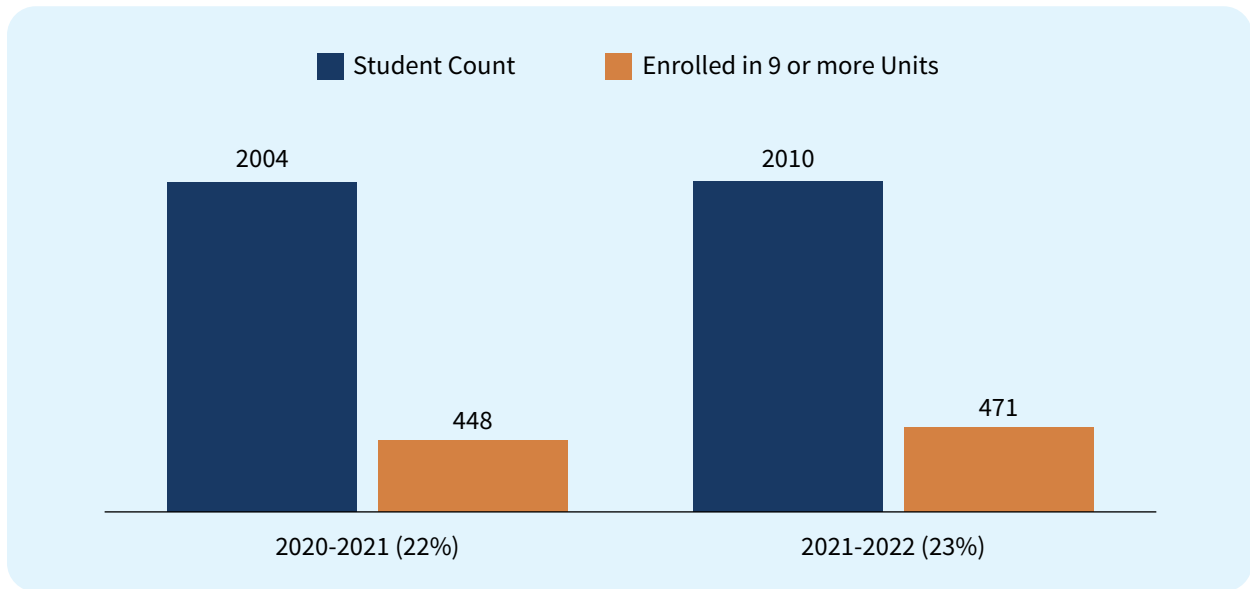
## ENROLLMENT IN 9+ UNITS

Graph 5 shows NextUp students have enrolled 4 percent less in 9 units or more than the previous academic year. Academically, foster youth face greater challenges in enrolling in more than 9 units. Note that in previous years enrollment in 9 or more units was a requirement for NextUp participation, although this requirement has changed with recent legislation (refer to [Recent Program Expansion](#)). Future reports will show whether and how this policy impacts unit enrollment.

**Graph 5: Enrolled in 9 or More Units**



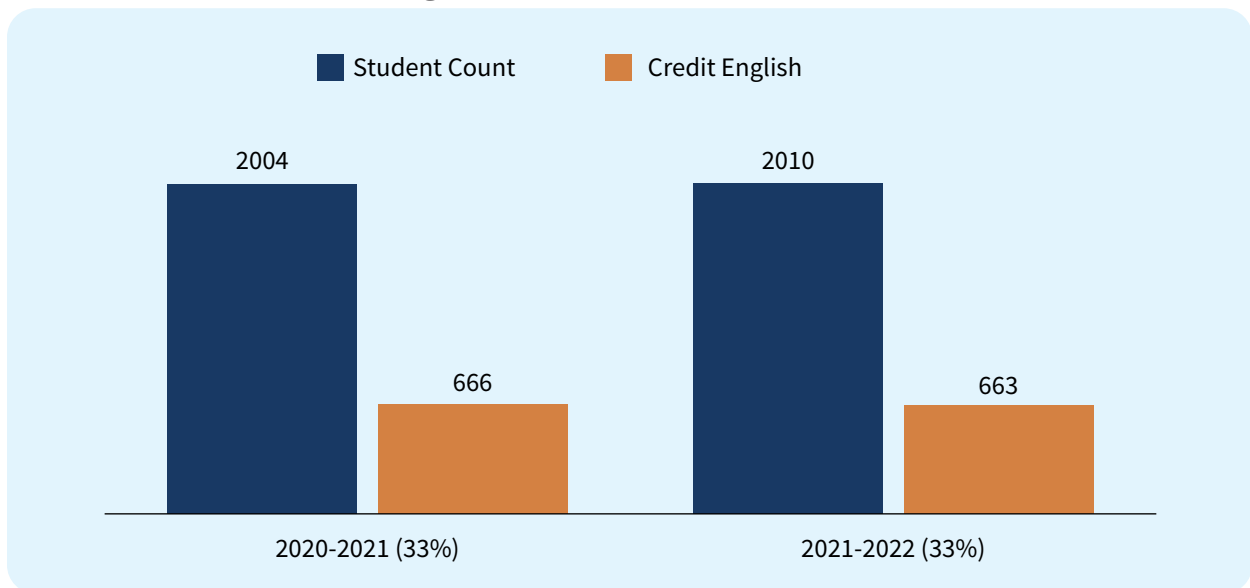
**Graph 6: Completed 9 or More Units**



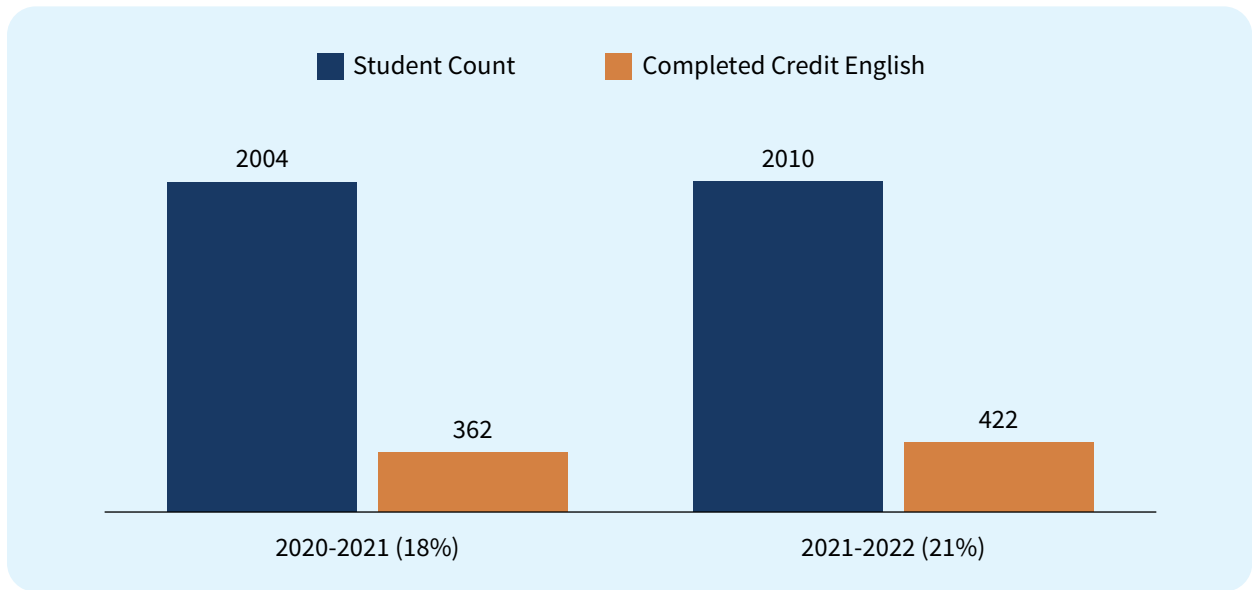
### CREDIT AND TRANSFER-LEVEL ENGLISH

NextUp students are completing credit-bearing and transfer-level English courses in positive increases between academic years 2020-21 and 2021-22. These courses are required for transfer or completion of an academic program. In Graph 7, NextUp students have been consistently enrolling in credit English courses. As shown in Graph 8, NextUp students have increased their completed credit English courses by three percent. Graph 9 shows NextUp students have been consistent in enrolling in transfer-level English courses. Graph 10 shows NextUp students are successfully completing transfer-level English courses by an increase of three percent compared to the previous academic year.

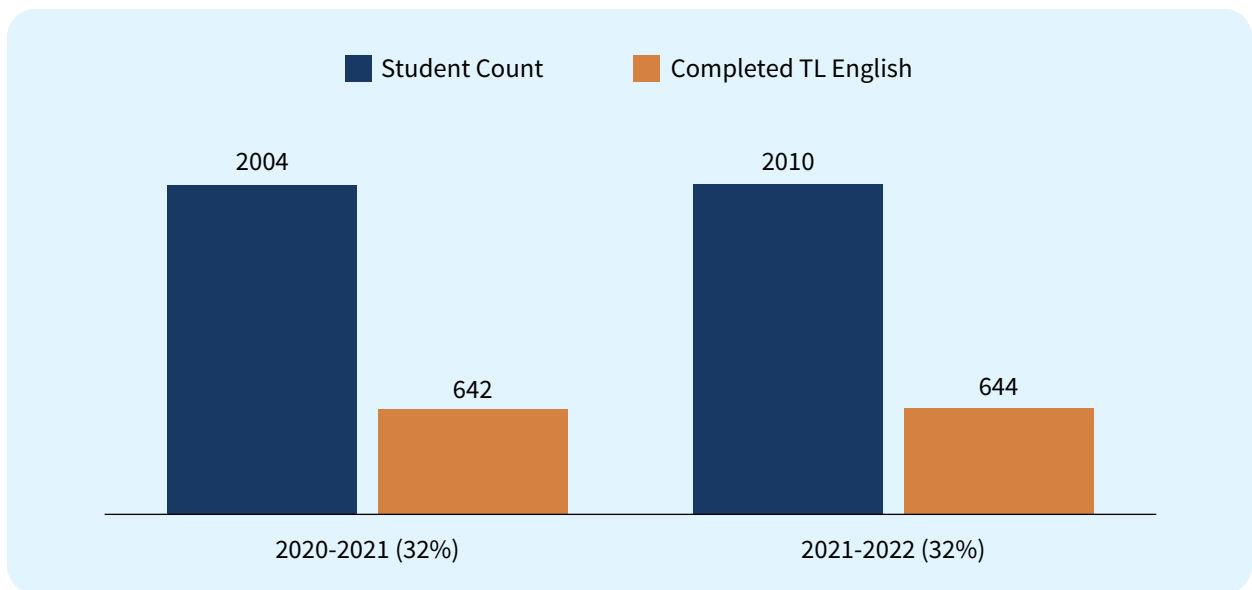
**Graph 7: Enrolled in Credit English**



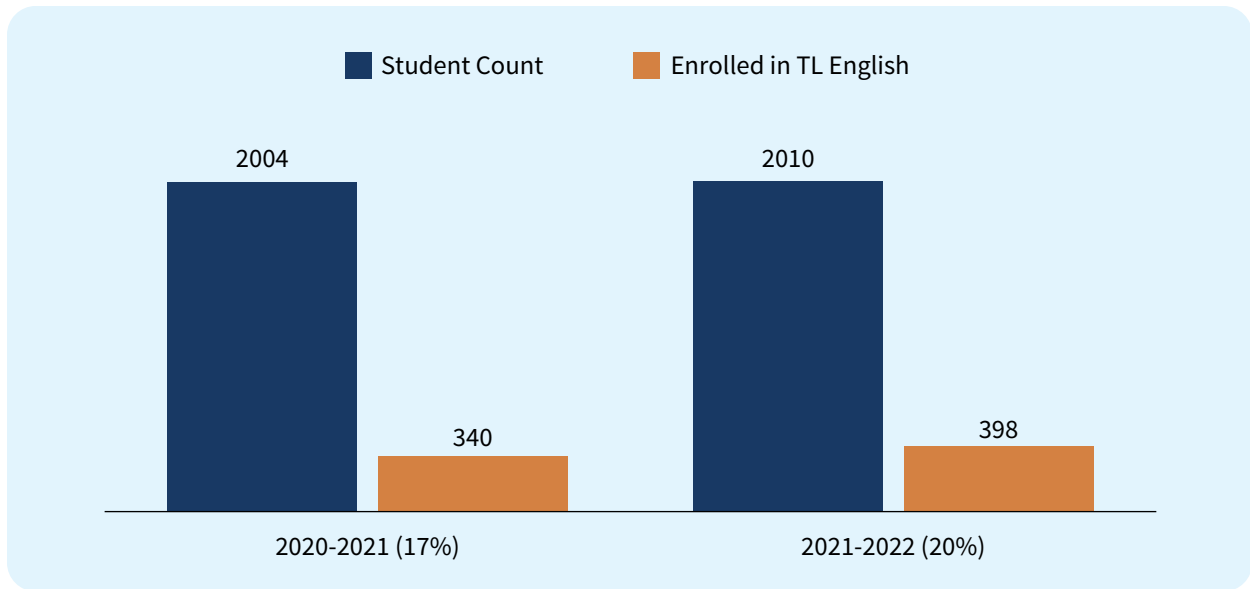
**Graph 8: Completed Credit English**



**Graph 9: Enrolled in Transfer Level English**



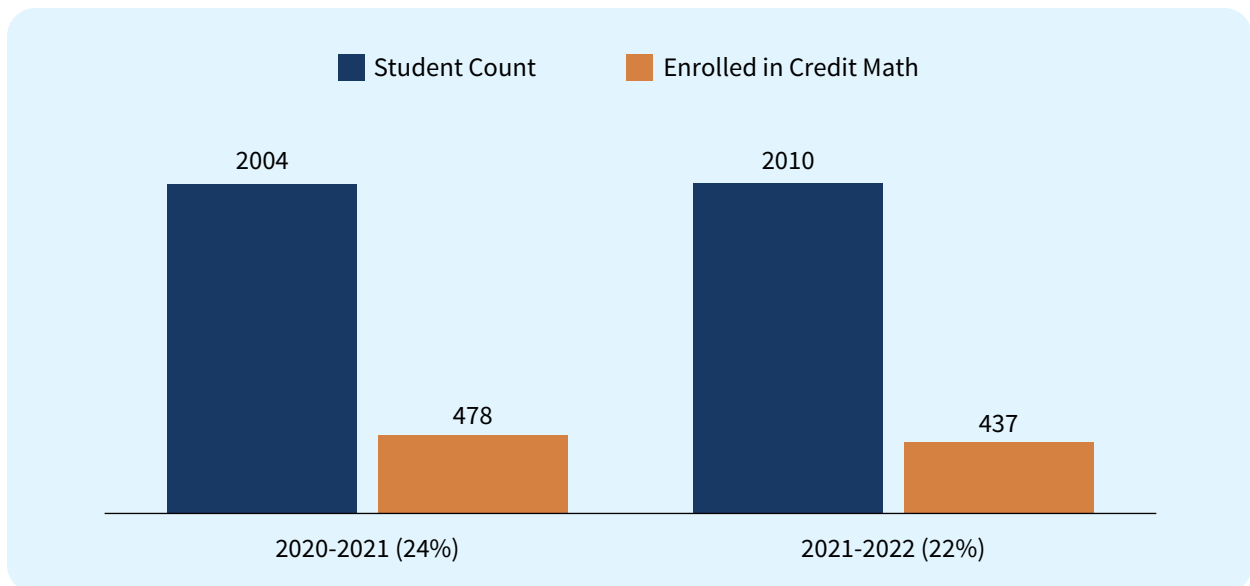
**Graph 10: Completed Transfer-Level English**



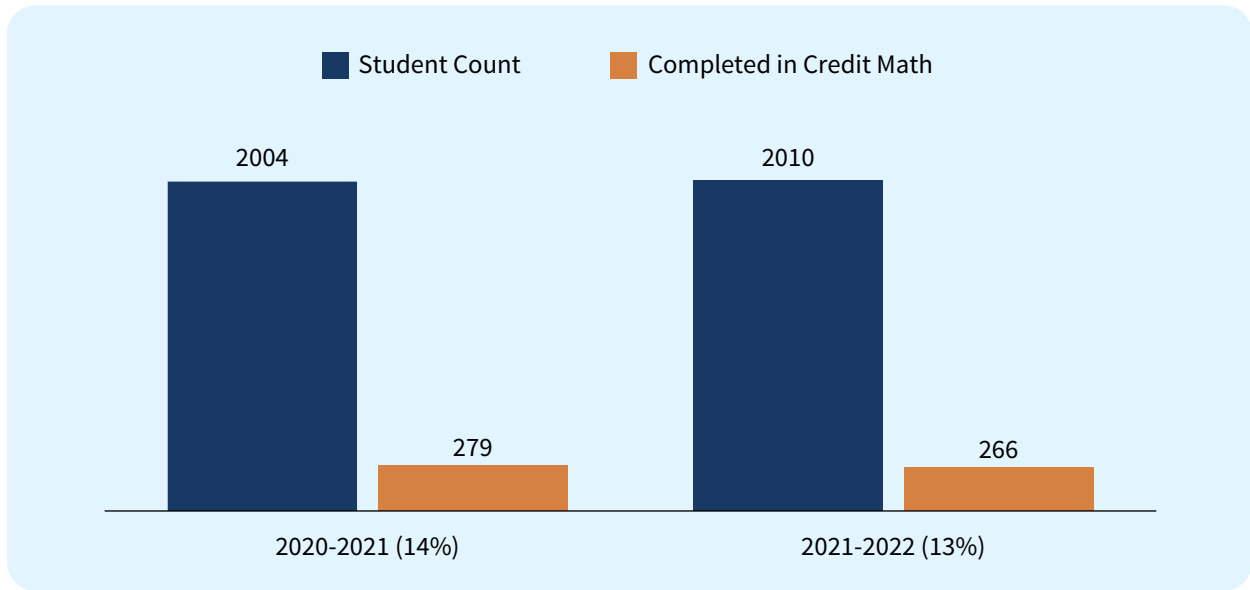
### CREDIT AND TRANSFER-LEVEL MATH

NextUp students will often need additional help to succeed in their classes beyond basic educational counseling services. As shown in Graph 11, NextUp students have been consistent in enrolling in credit Math courses. Graph 12 shows the number of NextUp students completing credit Math. In Graph 13, it shows that although NextUp students have not been as consistent in enrolling in transfer-level Math courses the program can help current and former foster youth stay on track. Finally, in Graph 14 NextUp students are completing transfer-level Math at higher rates than the previous academic years.

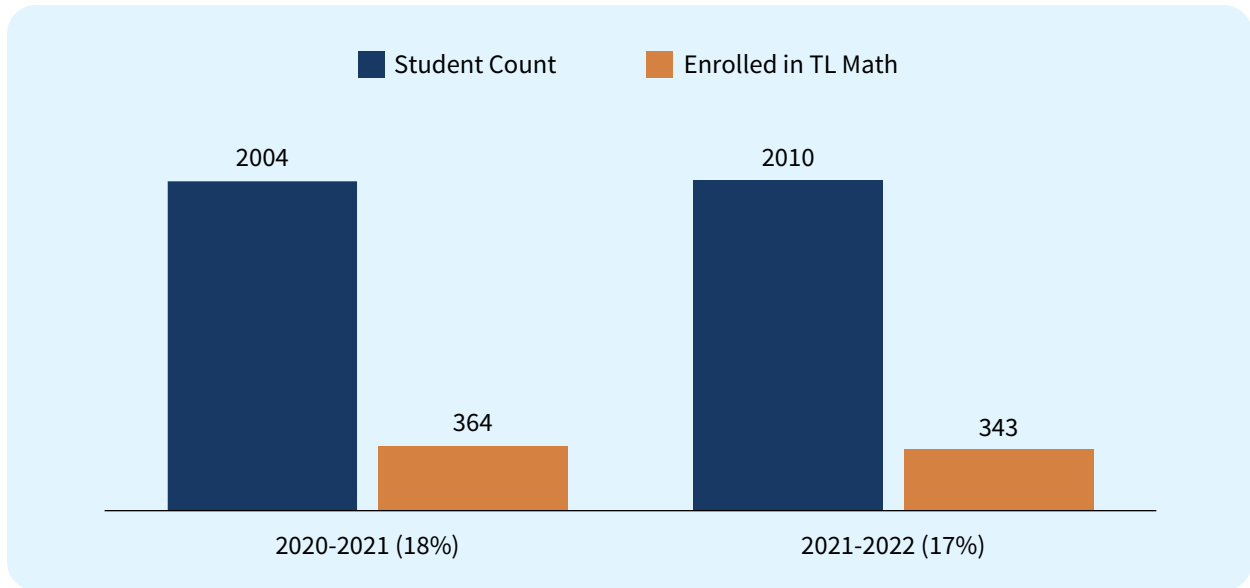
**Graph 11: Enrolled in Credit Math**



**Graph 12: Completed Credit Math**

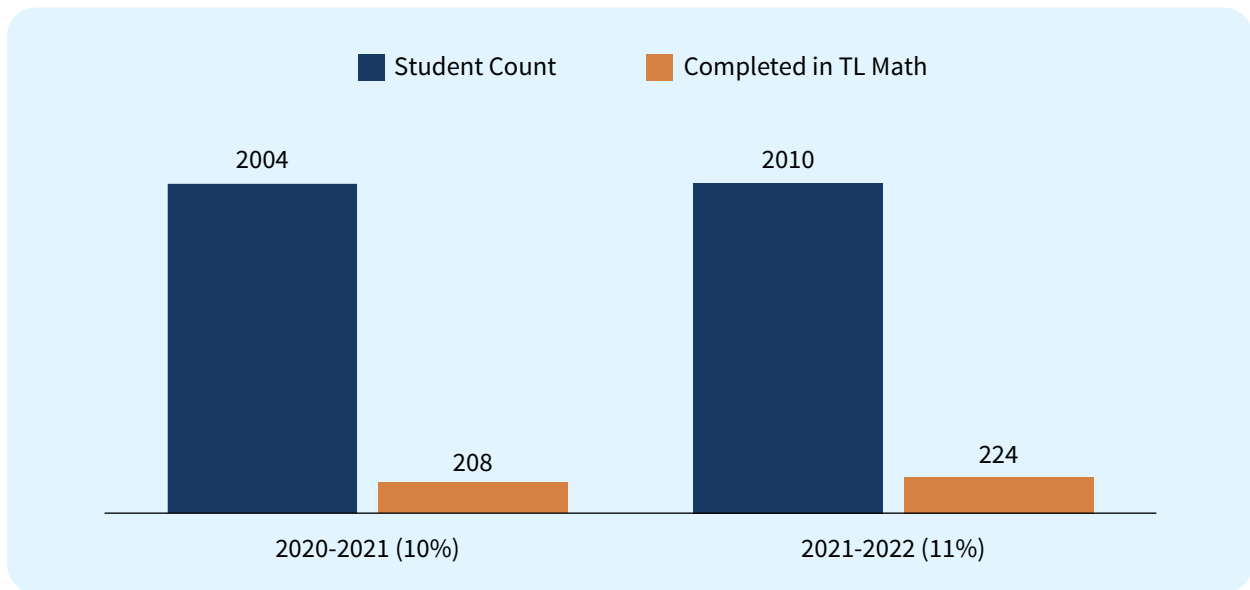


**Graph 13: Enrolled in Transfer Level Math**





**Graph 14: Completed Transfer Level Math**



## **NEXTUP PROGRAM EXPANSION**

The California Budget Act of 2022-2023 substantially increased ongoing funding for the NextUp Program from \$20 million annually to \$50 million. With this historic investment in California’s foster youth, the Chancellor’s Office is planning to scale up the NextUp Program by allocating funding to every California community college. In addition, the Chancellor’s Office is deploying marketing and outreach materials to colleges to reflect the recent legislative changes, expansion, and implementation efforts to outreach to eligible youth. The Chancellor’s Office continues to invest in statewide outreach efforts to assist the colleges in adequately promoting NextUp so foster youth can go to community college.

The Chancellor’s Office is also collaborating with dedicated NextUp Program staff members and administrators at the colleges to ensure that as many foster youth as possible can benefit from this program by providing best practice models for implementation through professional development opportunities and subject matter driven expertise.

## **NEXTUP POLICY RECOMMENDATIONS**

Finally, to gather quality data and ensure that expansion efforts are accurately reflected, the Chancellor’s Office recommends amending [Education Code 79266](#) to modify the legislative reporting frequency to a triennial cycle.

## APPENDIX A:

### 2020-2021 NEXTUP ALLOCATION FUNDING

College	Funding Amount
Allan Hancock College	\$383,316
Butte College	\$650,084
Chaffey College	\$702,350
Coastline College	\$126,386
Golden West College	\$200,610
Orange Coast College	\$ 331,930
Cuyamaca College	\$206,320
Grossmont College	\$533,927
Bakersfield College	\$819,346
Cerro Coso Community College	\$115,730
Porterville College	\$154,934
Long Beach City College	\$284,421
Los Angeles City College	286,254
Los Angeles Harbor College	\$349,059
Los Angeles Mission College	\$349,059
Los Angeles Pierce College	\$448,283
Los Angeles Southwest College	\$383,316
Los Angeles Trade-Technical College	\$551,055
Los Angeles Valley College	\$206,320
East Los Angeles College	\$499,669
West Los Angeles College	\$331,932
American River College	\$216,254
Cosumnes River College	\$255,329
Sacramento City College	\$349,059
Folsom Lake College	\$166,353
Merced College	\$453,993
Pasadena City College	\$706,875
College of Alameda	\$303,382
Laney College	\$368,515

College	Funding Amount
Merritt College	\$309,092
Berkeley City College	\$234,868
Riverside City College	\$1,001,662
Moreno Valley College	\$469,583
Norco College	\$336,058
San Diego City College	\$551,218
San Diego Mesa College	\$551,218
San Diego Miramar College	\$284,358
College of the Sequoias	\$314,802
Shasta College	\$747,342
Sierra College	\$701,666
Santa Rosa Junior College	\$724,105
Fresno City College	\$793,019
Reedley College	\$394,735
Clovis Community College	\$229,158
Victor Valley College	\$873,055
<b>Total</b>	<b>\$19,250,000</b>

## 2021-2022 NEXTUP ALLOCATION FUNDING

College	Funding Amount
Allan Hancock College	\$447,035
Butte College	\$535,956
Chaffey College	\$530,335
Coastline College	\$118,379
Golden West College	\$167,181
Orange Coast College	\$335,276
Cuyamaca College	\$163,183
Grossmont College	\$517,527
Bakersfield College	\$957,941
Cerro Coso Community College	\$96,690
Porterville College	\$161,759

<b>College</b>	<b>Funding Amount</b>
Long Beach City College	\$457,880
Los Angeles City College	\$286,475
Los Angeles Harbor College	\$351,544
Los Angeles Mission College	\$367,811
Los Angeles Pierce College	\$366,557
Los Angeles Southwest College	\$447,035
Los Angeles Trade-Technical College	\$582,596
Los Angeles Valley College	\$346,121
East Los Angeles College	\$495,837
West Los Angeles College	\$313,589
American River College	\$452,458
Cosumnes River College	\$248,518
Sacramento City College	\$468,725
Folsom Lake College	\$215,983
Merced College	\$495,837
Pasadena City College	\$726,889
College of Alameda	\$240,506
Laney College	\$346,121
Merritt College	\$259,362
Berkeley City College	\$187,856
Riverside City College	\$909,140
Moreno Valley College	\$383,812
Norco College	\$286,827
San Diego City College	\$438,612
San Diego Mesa College	\$435,094
San Diego Miramar College	\$213,120
College of the Sequoias	\$623,863
Shasta College	\$634,708
Sierra College	\$678,087
Santa Rosa Junior College	\$592,461
Fresno City College	\$914,562

College	Funding Amount
Reedley College	\$243,095
Madera Community College	\$199,716
Clovis Community College	\$232,250
Victor Valley College	\$775,691
<b>Total</b>	<b>\$19,250,000</b>

**CAMPUS BY CAMPUS OUTCOME DATA**

For specific information on campus-by-campus outcome data, refer to the Final NextUp Foster Youth CAFYES excel spreadsheet for individual campus outcomes. Please note: to protect individual student data and for privacy reasons, this information will not be shared on the Chancellor’s Office website.



Front cover photo: City College of San Francisco

Photo at right: Virtual Learning

Back cover photo: Los Angeles Pierce College



Connect  
with us!

## WEBSITES

**California Community Colleges**

[cocco.edu](http://cocco.edu)

**Salary Surfer**

[salarysurfer.cocco.edu](http://salarysurfer.cocco.edu)

**I Can Go To College**

[icangotocollege.com](http://icangotocollege.com)

## SOCIAL MEDIA



**California Community Colleges Facebook**  
[facebook.com/CACommColleges](https://facebook.com/CACommColleges)



**California Community Colleges Twitter**  
[twitter.com/CalCommColleges](https://twitter.com/CalCommColleges)

**Chancellor Sonya Christian Twitter Feed**  
[twitter.com/sonyachristian](https://twitter.com/sonyachristian)

**Government Relations Twitter Feed**  
[twitter.com/CCGRAdvocates](https://twitter.com/CCGRAdvocates)



**California Community Colleges YouTube**  
[youtube.com/CACommunityColleges](https://youtube.com/CACommunityColleges)



**California Community Colleges Instagram**  
[instagram.com/CaliforniaCommunityColleges](https://instagram.com/CaliforniaCommunityColleges)



**California Community Colleges LinkedIn**  
[linkedin.com/company/  
californiacommunitycolleges/](https://linkedin.com/company/californiacommunitycolleges/)



**California Community Colleges Threads**  
[threads.net/@californiacommunitycolleges](https://threads.net/@californiacommunitycolleges)



California Community Colleges Chancellor's Office  
1102 Q Street | Suite 4400 | Sacramento, CA 95811

[www.cccco.edu](http://www.cccco.edu)